

PANOLA COLLEGE

FACT BOOK



2024-2025

Table of Contents

Section 1: Introduction & Overview

- 1.1 Introduction
 - 1.2 About Panola College
 - 1.3 Mission Statement
 - 1.4 Strategic Planning Objectives (linked to Institutional Goals 2020–2025)
-

Section 2: Governance & Administration

- 2.1 Panola College Board of Trustees
 - 2.2 [Organizational Charts](#)
-

Section 3: Service Area Demographics

3.1 County Information Overview

The data for each county includes Demographics, Employment Trends, Cost of Living, Education, and GDP.

- Harrison County
 - Marion County
 - Panola County
 - Shelby County
-

Section 4: Enrollment & Student Profile

- 4.1 Fall and Spring Enrollment Trends
 - 4.2 Enrollment by Full-/Part-Time Status
 - 4.3 Enrollment by Tuition Status and Geographic Origin
 - 4.4 Enrollment by Ethnicity
 - 4.5 Credit Students by Gender
 - 4.6 Enrollment by Academic Level
 - 4.7 Enrollment by Campus and County
 - 4.8 Fall Credit Academic/Career Technical Full-Time Equivalent (FTE)
-

Section 5: Dual Enrollment

- 5.1 Dual Credit/Early Admission
 - 5.2 Enrollment by High School and County
 - 5.3 Dual Credit Awards by Major and Type
-

Section 6: Distance Learning

- 6.1 Distance Learning Delivery Modes
 - 6.2 Unduplicated Enrollment
 - 6.3 Course Enrollment by Mode and Residence
-

Section 7: Academic Programs & Student Outcomes

- 7.1 Programs Offered (AA, AAS, AAT, Certificates, OSAs)
 - 7.2 Enrollment by Declared Major
 - 7.3 Degrees and Certificates Awarded
 - 7.4 Cohort Completion and Transfer-Out Rates
-

Section 8: Institutional Progress & Strategic Initiatives

- 8.1 Texas Guided Pathways Progress
 - 8.2 Multiple Measures Assessment Outcomes
 - 8.3 Co-Enrollment Program Participation
 - 8.4 Student Transfer Outcomes
 - 8.5 Dual Credit Student Momentum
 - 8.6 Support for Academically/Economically Disadvantaged Students
 - 8.7 MOU & Partnership Summary
-

Section 9: Faculty & Human Resources

- 9.1 Full-Time Faculty by Degree and Gender
 - 9.2 Full-Time Employees by Ethnicity and Gender
 - 9.3 Employee Demographics by Activity
-

Section 10: Finance & Financial Aid

10.1 Institutional Revenues and Expenses

10.2 Need-Based Aid Received by Students

10.3 Fast Awards Summary (Dual Credit Support)

Section 11: Library Services

11.1 Library Budget History

11.2 Library Collection Statistics

11.3 Library Circulation Trends

Glossary of Terms

Section 1: Introduction & Overview

1.1 Introduction

The Panola College Fact Book is an annual publication prepared by the Office of Institutional Research and Planning that provides key information about the College, its students, employees, programs, finances, and service area. The report supports strategic planning, institutional effectiveness, accreditation, and informed decision-making by presenting reliable data and trends from institutional, state, and national sources. It is intended to serve as a resource for the Board of Trustees, faculty, staff, students, community members, and other stakeholders interested in understanding the College's performance, growth, and impact.

1.2 About Panola College

Panola College is a comprehensive public community college serving the citizens of Harrison, Marion, Panola, and Shelby counties. Founded in 1947, Panola College has a rich tradition of helping students achieve their academic and personal goals.

Enrollment at the College has grown from fewer than 100 students at the first registration in January of 1948 to 2,951 (including continuing education) in the fall of 2024. The enrollment not including continuing education was 2,711 students. The College provides many services that enrich the lives of individuals in the region by offering a wide range of educational and training opportunities to citizens of all ages. Students can choose from a variety of technical programs that provide quick employment and career enhancement opportunities, or they can pursue a two-year associate degree and academic courses for transfer to a four-year university.

Panola College offers courses through its main campus in Carthage and at centers in Marshall and Center, Texas. Panola College is also a leader in distance education. Five degrees, two certificates, and five occupational skills awards are partially offered online; while eight degrees, twelve certificates, and eleven occupational skills awards are offered fully online through the Canvas Learning Management System.

Panola College provides numerous cultural events to the local community. Patrons of the arts can choose from a wide selection of plays, concerts, lectures, and art exhibits presented annually at the College. For those who prefer athletic competition, Panola College is home to the Panola Ponies and Fillies intercollegiate basketball, volleyball, baseball and rodeo teams.

An associate degree from Panola College is equivalent to the first two years of a four-year degree but at a fraction of the cost charged by state and private universities. Graduates transfer to a wide range of four-year institutions that include Texas A&M University, the University of

Texas at Tyler, East Texas Baptist University, Stephen F. Austin State University, Louisiana State University and many others.

Panola College offers the following.

Academic Transfer

- Associate of Arts/Science
- Associate of Teaching
- Associate of Science in Music
- 7 Field of Study programs

Career and Technical

- 17 Associate of Applied Science degrees
- 29 Certificates
- 1 Advanced Technical Certificate
- 26 Occupational Skills Awards.

Workforce/Continuing Education

- 17 (ICLCs) Institutional Credentials that Leads to a Licensure or Certification programs
- 9 (OSAs) Occupational Skills Awards

Each year from 2012 to 2025, Panola College was recognized as a “Great College to Work For” by The Chronicle of Higher Education. Panola College won honors in 9 categories this year:

- Job Satisfaction and Support;
- Compensation and Benefits;
- Professional Development;
- Mission and Pride;
- Supervisor/Department Chair Effectiveness;
- Confidence in Senior Leadership;
- Faculty and Staff Well-being;
- Shared Governance;
- Faculty Experience.

Panola College was also named to the Great Colleges Honor Roll, a status granted to only 42 colleges each year who are highlighted most across the recognition categories.

Acknowledgments

This edition of the Panola College Fact Book reflects the diversity of the institution and provides a convenient and authoritative source of information about the college. The Offices of the President, the Vice President of Instruction, Fiscal Affairs, Financial Aid, the Registrar, the Director of Human Resources, the

Director of Institutional Advancement, the Director of Distance and Digital Learning, and the Director of Library Services assisted in the compilation of the data in the book.

Office of Institutional Research and Planning

Campuses

Panola College- Main Campus

Panola Main Campus

1109 W. Panola

Carthage, Texas 75633

903-693-2000

Marshall College Center

MCC at Marshall Place

1300 E Pinecrest Drive

Marshall, TX 75672

903-935-5039

Shelby College Center

SCC

3600 Loop 500

Center, TX 75935

936-598-9543

Shelby Regional Training Center

SRTC

678 Roughrider Drive

Center, TX 75935

936-591-9075

[Campus Map](https://www.panola.edu/about/campus-map)

<https://www.panola.edu/about/campus-map>

1.3 Mission Statement

Panola College is dedicated to providing excellence in education. The range of educational offerings includes university transfer programs, technical and workforce programs, instruction designed to increase academic proficiencies, and continuing education to enrich lives and improve skills. Our aim is to engage students to achieve success.

1.4 Strategic Planning Objectives: Sub Goals for 2024-2025 & 2025-2026

GOAL 1 (IG 2,3)

Improve Retention, Completion, and Transfer: We aim to enhance our student retention, completion, and transfer rates by improving tracking and communication systems. This will help proactively identify student needs and potential barriers. A comprehensive engagement strategy will be implemented to offer tailored support services, connect students with available resources, and promote a strong sense of belonging across campus.

Sub Goal 1.1

Increase the transfer rate to public universities by 10% by the end of the 2025-2026 academic year, by implementing targeted advising, transfer pathways, and outreach programs, with progress reviewed each semester.

Sub Goal 1.2

Increase by 10% the percentage of dual credit students earning 15-30 semester credit hours (SCH), completing a credential, or transferring to Panola College or a public university by the end of the 2025-2026 academic year.

GOAL 2 (IG 1,2)

Expand Flexible Learning Opportunities and Recruit Adult Learners: To meet the needs of our diverse student population, we are committed to diversifying our programs and class offerings through flexible formats such as online, hybrid, and accelerated 8-week courses. We will also increase efforts to recruit and support adult learners, making education more accessible to a broader audience.

Sub Goal 2.1

By the end of the 2025-2026 academic year, implement a 4-day class week and flexible learning opportunities to increase retention and completion rates among adult learners,

Sub Goal 2.1

By the end of the 2025-2026 academic year, implement a 4-day class week and flexible learning opportunities to increase retention and completion rates among adult learners,

achieving a 50% persistence rate for full-time cohorts. Progress will be reviewed each semester to ensure continuous improvement.

Sub Goal 2.2

Identify and implement targeted student support services and resources for academic, career and technical students, Continuing Education (CE), and dual credit students, to increase retention by 10% by the end of the 2025-2026 academic year.

Section 2: Governance & Administration

2.1

Panola College Board of Trustees

Member	End of Term
William Goolsby, Chair	2028
Bobby Phillips, Vice Chair	2028
Richard Thomas, Secretary	2030
Brooke Lipsey, Trustee	2030
Mark Roberson, Trustee	2026
Fatha Burchette, Trustee	2026
Kevin Smith, Trustee	2028

[PANOLA COLLEGE]

2.2 Organizational Charts ([link](#))

Section 3: Service Area Demographics

3.1 County Information Overview

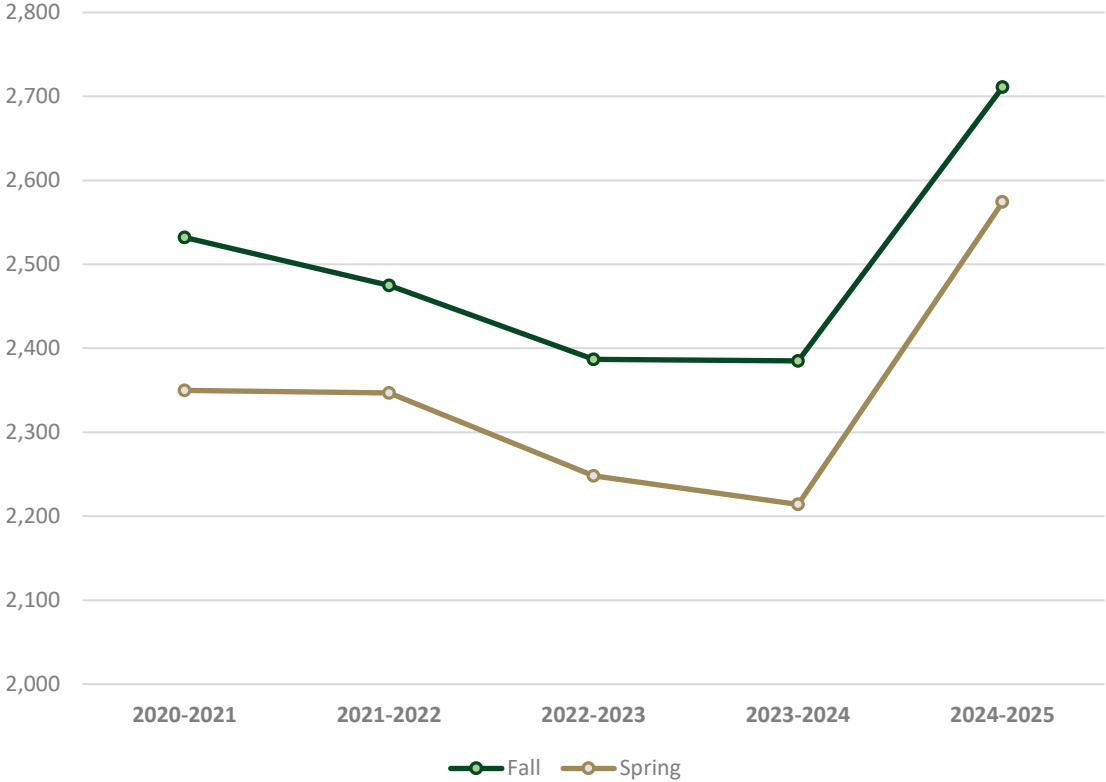
The data for each county includes Demographics, Employment Trends, Cost of Living, Education, and GDP.

- [Harrison County](#)
- [Marion County](#)
- [Panola County](#)
- [Shelby County](#)

Section 4: Enrollment & Student Profile

4.1

Fall and Spring Enrollment Trends



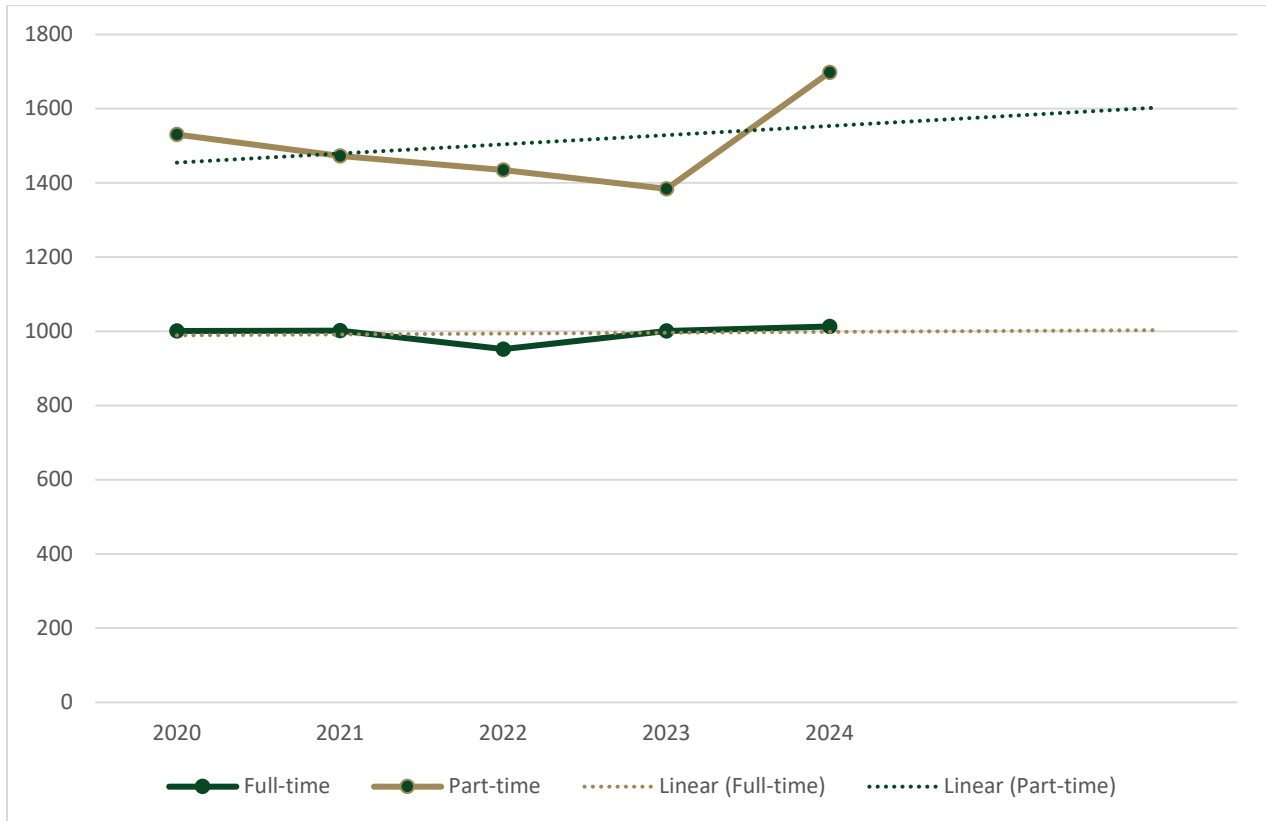
	Year	2020-2021	2021-2022	2022-2023	2023-2024	2024-2025
Number of Students	Fall	2,532	2,475	2,387	2,385	2,711
	Spring	2,350	2,347	2,248	2,214	2,574

Source: Registrar’s Enrollment Report

4.2

Enrollment by Full-/Part-Time Status

Fall Semesters

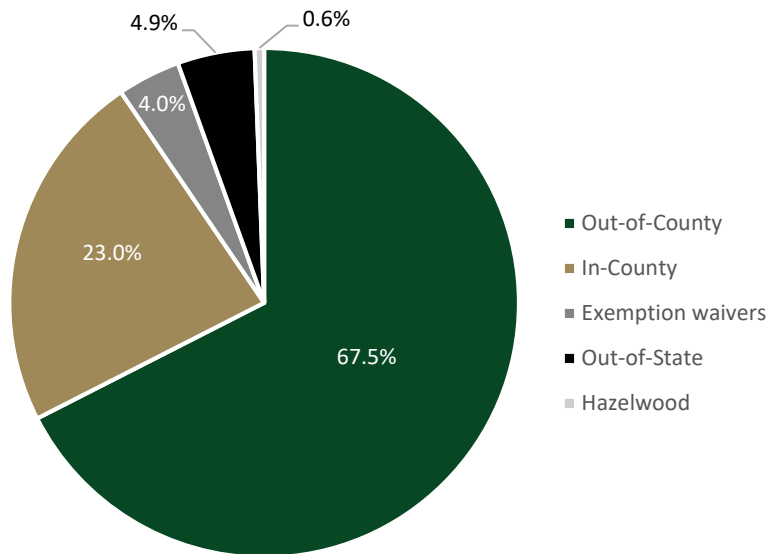


Status	2020	2021	2022	2023	2024
Semester Length Full-time	1,001	1,002	952	1,001	1,013
Semester Length Part-time	1,530	1,473	1,435	1,384	1,698
Total	2,531	2,475	2,387	2,385	2,711

Source: Registrar's Student Profile

4.3

Fall Enrollment by Tuition Status and Geographic Origin 2024 Tuition Status



Tuition Status	2020	2021	2022	2023	2024
In-County	583	613	557	567	622
Out-of-County	1,724	1,631	1,627	1,615	1,828
Out-of-State (excludes LA*)	88	79	73	82	134
Exemption waivers (includes LA*)	124	142	121	111	109
Hazelwood	12	10	15	10	15
Total	2,531	2,475	2,387	2,385	2,708

* LA residents are reported in the exemptions/waiver's category.

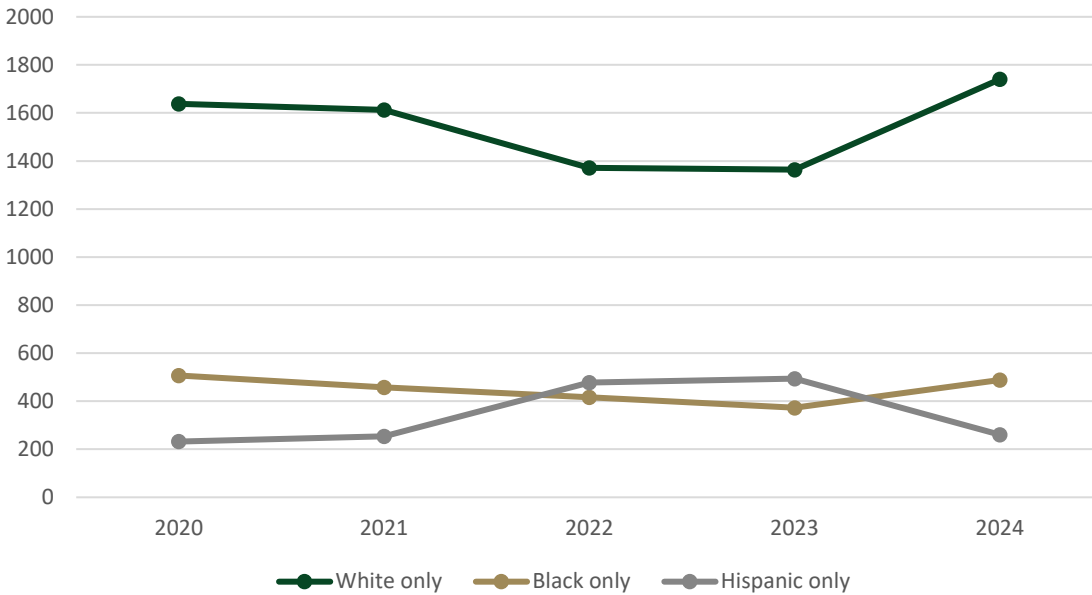
Geographic Distribution	2020	2021	2022	2023	2024
In-State	2,319	2,254	2,194	2,192	2,465
Out-of-State	128	202	117	104	107
Foreign	84	19	76	89	136
Total	2,531	2,475	2,387	2,385	2,708

Source: Registrar's Student Profile

4.4

Enrollment by Ethnicity Fall Semesters Trend

Top 3 Ethnic Groups

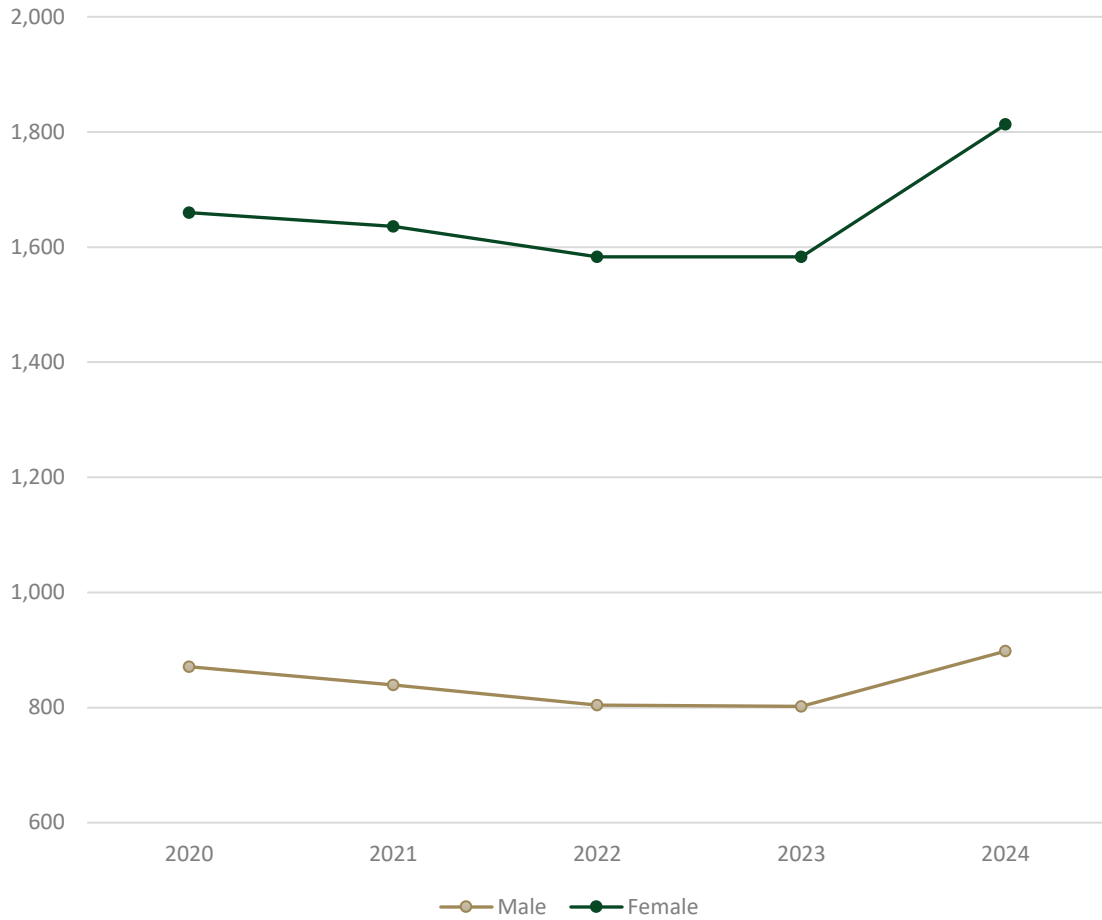


Ethnic Group	2020	2021	2022	2023	2024
White only	1,638	1,613	1,372	1,364	1,740
Black or African American only	507	457	416	373	488
Hispanic only	232	254	477	494	260
Asian only	27	32	21	27	32
American Indian/Alaskan Native only	50	48	9	13	113
International only	13	23	27	34	25
Native Hawaiian/Pacific Islander	2	1	0	1	0
Two or more races	63	64	65	79	130
Total	2,532	2,492	2,387	2,385	2,788

Source: Registrar's Student Profile

4.5

Credit Students by Gender
Fall Semesters Trend

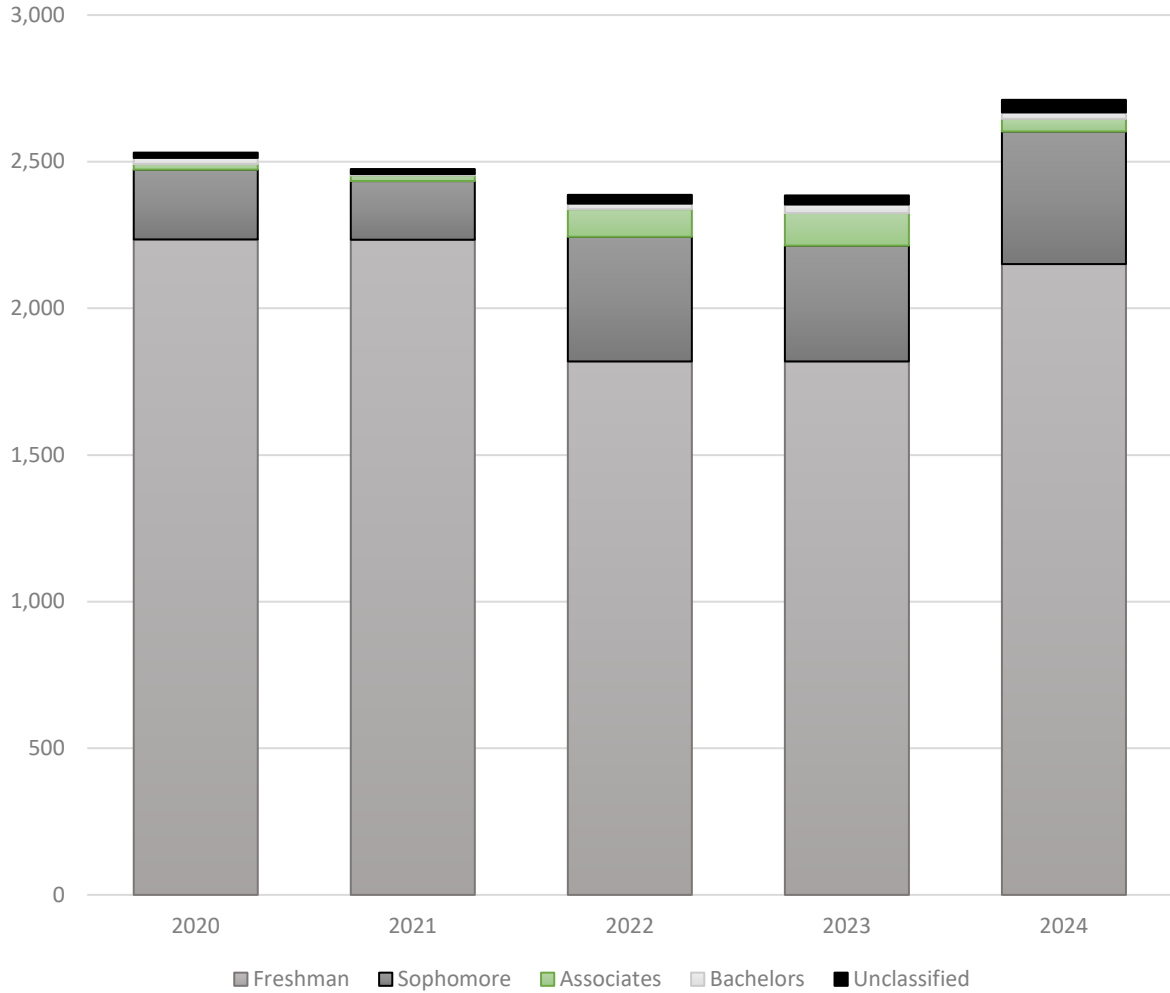


Classification	2020	2021	2022	2023	2024
Male	871	839	804	802	898
Female	1,660	1,636	1,583	1,583	1,813
Total	2,531	2,475	2,387	2,385	2,711

Source: Registrar's Student Profile

4.6

Enrollment by Academic Level

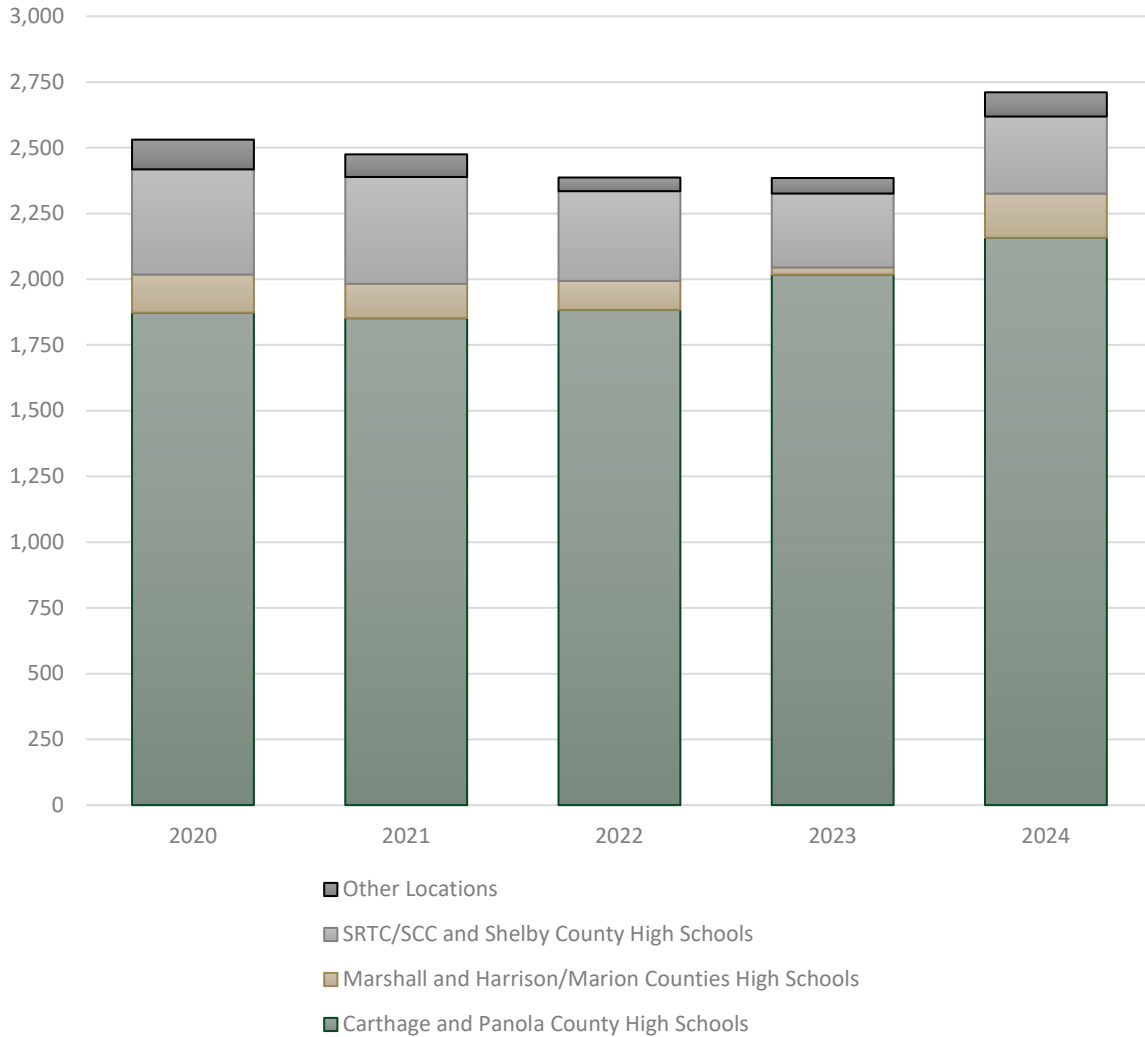


Level	2020	2021	2022	2023	2024
Freshman	2,235	2,234	1,819	1,819	2,151
Sophomore	238	200	425	395	452
Associates	19	19	94	111	43
Bachelors	21	5	19	29	22
Unclassified	18	17	30	31	43
Total	2,531	2,475	2,387	2,385	2,711

Source: Registrar's Student Profile

4.7

Enrollment by Campus and County

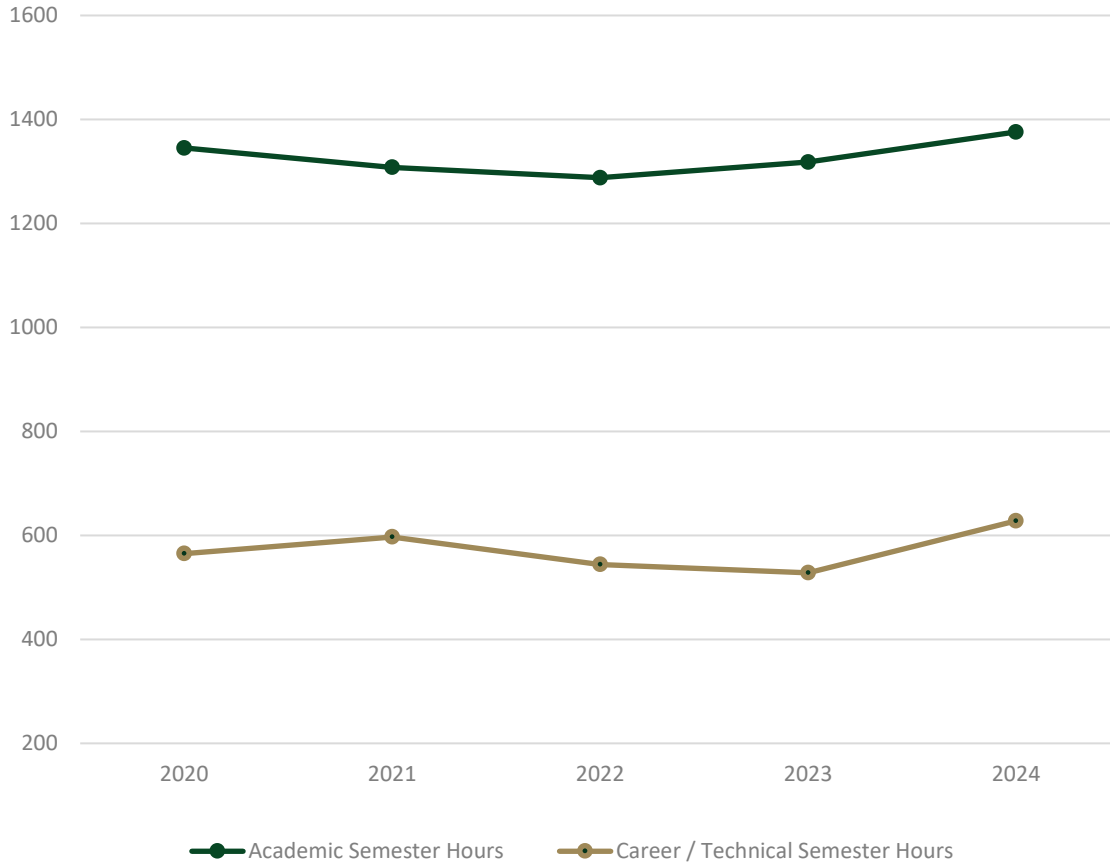


Campus Location	2020	2021	2022	2023	2024
Carthage and Panola County	1,873	1,852	1,884	2,018	2,158
Marshall and Harrison/Marion Counties	145	131	110	27	168
SRTC/SCC and Shelby County	400	406	341	281	293
Other Locations	113	86	52	59	92
Total	2,531	2,475	2,387	2,385	2,711

Source: Registrar's Student Profile

4.8

Fall Credit Academic / Career Technical Full-Time Equivalent (FTE)



Full Time Equivalent	2020	2021	2022	2023	2024
Academic FTE	1,345	1,308	1,288	1,318	1,376
Career / Technical FTE	565	597	544	528	628
Non-funded ¹ and Non-reported FTE	15	19	20	16	15
Total FTE	1,925	1,924	1,852	1,862	2,019

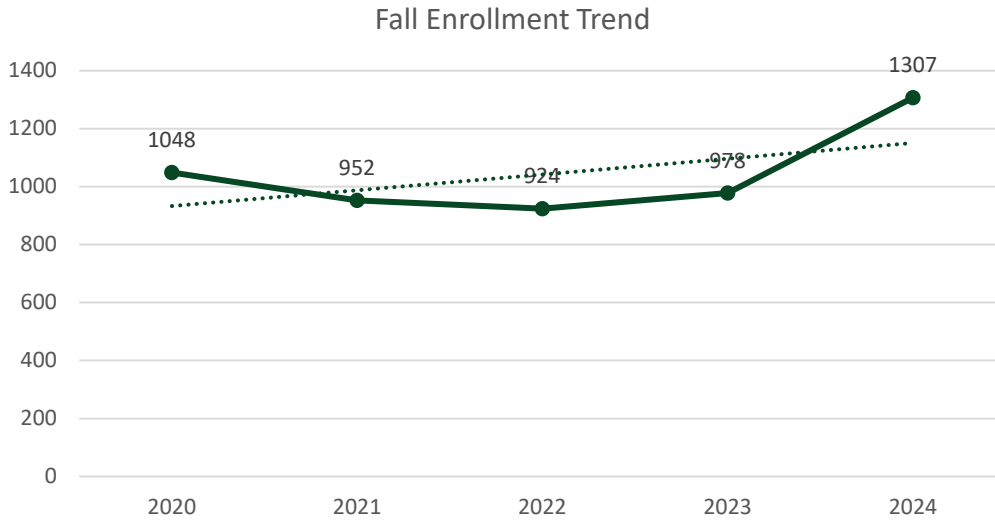
Source: Registrar's Student Profile

¹ Some semester hours are not funded by the state due to repeated courses.

Section 5: Student Access and Program Participation

5.1

Dual Credit/ Early Admissions



5.2

Fall 2024 Enrollment by High School

Panola County	Count	SCH	Percentage of SCH
Beckville HS	79	510	6.5%
Carthage HS	127	934	11.9%
Gary HS	31	168	2.1%
Panola Charter School/Early College	124	977	12.5%
Subtotals	361	2,589	33.1%
Shelby County			
Center HS	136	763	9.7%
Center Roughrider Academy	8	47	0.6%
Joaquin HS	44	188	2.4%
Shelbyville HS	56	343	4.4%
Tenaha HS	43	277	3.5%
Timpson HS	110	733	9.4%
Subtotals	397	2,351	30.0%
Harrison County			
Elysian Fields HS	64	225	2.9%
Harleton HS	41	162	2.1%
Marshall HS	148	571	7.3%

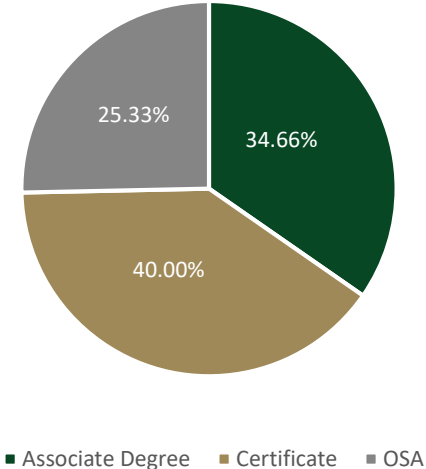
Waskom HS	17	100	1.3%
Subtotals	270	1,058	13.5%
Marion County			
Jefferson HS	59	428	5.5%
Subtotals	59	428	5.5%
Rusk County			
Tatum HS	98	624	8.0%
Subtotals	98	624	8.0%
Nacogdoches County			
Central Heights HS	0	0	0.0%
Garrison HS	45	353	4.5%
Martinsville HS	1	3	0.0%
Woden HS	41	192	2.5%
Subtotals	87	548	7.0%
Cherokee County			
Wells HS	18	90	1.1%
Subtotals	18	90	1.1%
Multiple Counties			
Home School/Private	17	141	1.8%
Subtotals	17	141	1.8%
TOTALS	1307	7829	

5.3

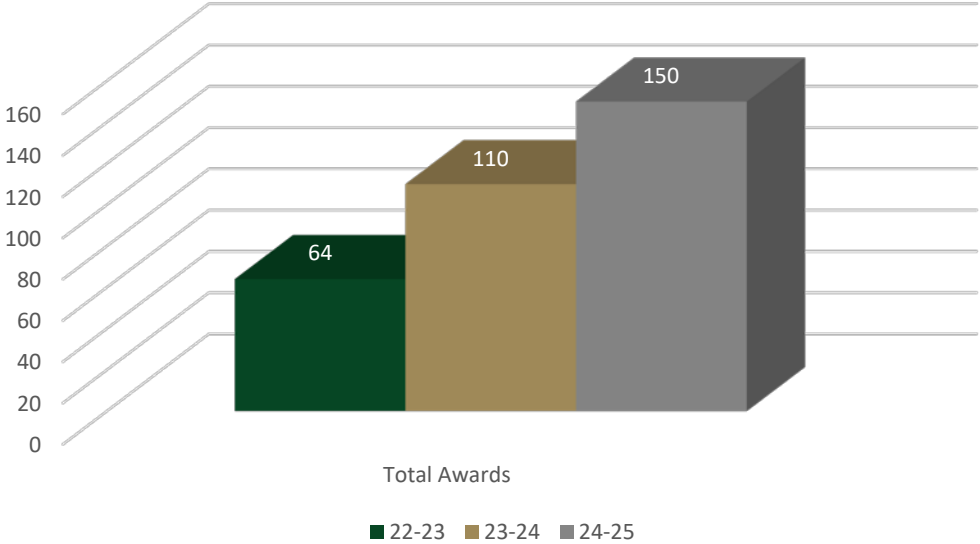
Dual Credit Awards 24-25

Degree	Total
AAT	1
TEACHING-EC-6 4-8 EC-12 SPECIAL EDUCATION	1
AS	51
GENERAL STUDIES	51
CERT1	60
BASIC WELDING	33
CLINICAL/MEDICAL ASSISTANT-CERT	7
DIGITAL MEDIA DESIGN AND DEVELOPMENT	1
EMERGENCY MEDICAL TECHNOLOGY	6
INTERMEDIATE WELDING	12
OSA	38
ADVANCED ELECTRICAL SPECIALIST	1
INTRO TO MULTI-PROCESS PIPE WELDING	12
INTRO TO MULTI-PROCESS STRUCTURAL WELDING	24
ONLINE REMOTE PATIENT MONITORING	1
Grand Total	149

Dual Credit Awards by Type 2024-2025



Dual Credit Award Trend



Section 6: Distance Learning

6.1 Definition of Distance Learning Modes of Delivery

Online Courses:

PC Online Courses

Panola College students are enrolled in Internet courses offered by Panola College.

Course Sharing Home Institution (CSHI)

Students enrolled in other community colleges take Panola College Internet courses through Course Sharing platforms – Acadeum and THECB. These students are not counted toward state funding, but Panola College receives a lease fee for each student.

Course Sharing Teaching Institution (CSTI)

Panola College students are enrolled in other community colleges' Internet courses through the Course Sharing platforms – Acadeum and THECB. Panola College receives state funding for these enrollments and pays lease fees to the providing colleges.

Online Flex Courses (FLEX)

Flex classes – Students are enrolled in Internet courses for terms shorter than sixteen weeks. Two eight-week flex courses are offered in the fall and spring semesters and courses of various lengths are offered in specific programs as needed.

Online Hybrid Courses (HYBRID)

Panola College students are enrolled in classes offered by Panola College in which 51-84% of the instruction occurs online.

Video Conference Courses:

Online Zoom Courses (Zoom)

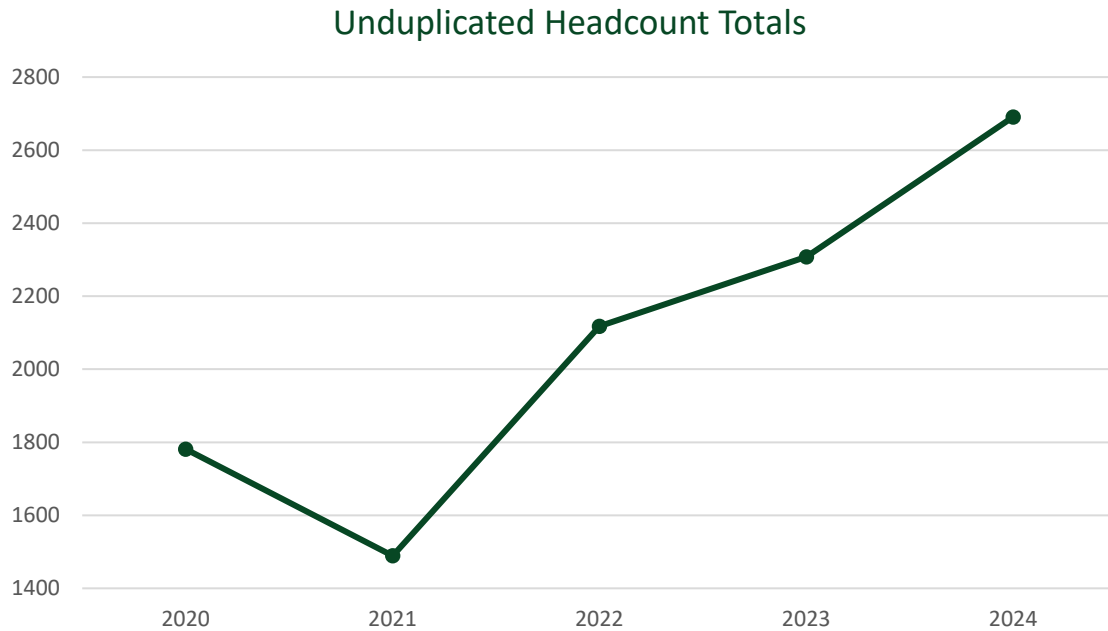
Panola College students are enrolled in Panola College courses offered via video conference. Remote sites may include Shelby Regional Training Center, Marshall College Center, area high schools, or sites chosen by the students.

Online Hybrid Flex (OHF)

Students enrolled in Online Hybrid Flex classes in terms shorter than sixteen weeks meet face-to-face or via zoom video conference with the instructor with 51-84% of the instruction online.

6.2

Fall Distance Learning Enrollment Unduplicated Head Count



Unduplicated Headcount	2020	2021	2022	2023	2024
Internet	1,781	1,489	1,772	1,920	1,988
Hybrid			295	336	537
Video Conference	0	0	51	52	98
Hy-Flex	0	0	0	0	65
Course Sharing – Acadeum, THECB	0	0	0	0	3
Unduplicated Total *	1,781	1,489	2,118	2,308	2,691

Source: CBM OCS_Fall

* Some students may be enrolled in both Internet and video conference classes and counted once for each of the individual categories. Therefore, a student who is counted in the unduplicated headcount for the Internet and for the video conference categories will be counted more than once in the Total category.

6.3

Course Enrollment by Mode and Residence

By Mode

Mode	Count
Online	*4637
Panola County	1038
Shelby County	943
Harrison County	857
Nacogdoches County	272
Rusk County	257
Marion County	188
Louisiana	175
Gregg County	167
Mexico	92
Angelina County	50
San Augustine County	49
Sabine County	49
Cherokee County	38
Upshur County	35
Harris County	27
Smith County	27

Mode	Count
Zoom	16
Harrison County	6
Shelby County	3
Germany	1
Dallas County	1
Cherokee County	1
Panola County	1
Canada	1
Denton County	1
Galveston County	1

* Total Counts include ALL classes.

Only the top residences are listed in these charts.

Cumulative Face-to-Face Course Enrollment by Top Residences

Mode	Count
F2F	*3543
Panola County	939
Shelby County	750
Harrison County	351
Rusk County	260
Nacogdoches County	213
Gregg County	127
Louisiana	107
Mexico	88
San Augustine County	37
Smith County	30
Nigeria	27
Canada	27
Upshur County	25
Harris County	24
Cherokee County	23
Marion County	23
Angelina County	22

Face-to-Face by Location

Location	Count
Carthage	*2402
Panola County	809
Shelby County	264
Harrison County	214
Rusk County	164
Gregg County	107
Louisiana	97
Nacogdoches County	87
Smith County	30
Canada	27
Nigeria	26
Harris County	24
Upshur County	24
Montgomery County	22
San Augustine County	21
Angelina County	21

Location	Count
MCC	50
Harrison County	45
Gregg County	2
Morris County	1
Panola County	1
Louisiana	1

Location	Count
SCC/SRTC	457
Shelby County	242
Nacogdoches County	62
Panola County	40
Harrison County	20
San Augustine County	16
Mexico	14
Rusk County	12
Gregg County	10
Sabine County	9
Louisiana	9
Jasper County	6
Marion County	5
Polk County	5
Mississippi	5
Milam County	2

Section 7: Academic Programs & Student Outcomes

7.1 Programs Offered 2024 – 2025 (AA, AAS, AAT, Certificates, OSAs)

Associate Degree Programs

Degree Designation	Name of Program
Associate of Arts	General Studies
Associate of Science	General Studies
	Music, General
Associate of Arts in Teaching	Education, Teaching EC-6/4-8 Grade Levels, EC-12 Special Education
	Education, Teaching Grades 6-12, 7-12, 8-12, Other EC-12
Associate of Applied Science	Associate Degree Nursing
	Clinical/Medical Assistant
	Clinical/Medical Laboratory Technician
	Computer and Information Systems Security Analyst
	Computer Information Technology
	Electrical & Instrumentation Technology
	General Business
	Health Information Technology
	Natural Gas Compression
	Occupational Therapy Assisting
	Office Professional
	Paramedic
	Petroleum Technology
	Ranch and Land Management
Welding Technology	

Certificate Programs

Certificate Level	Name of Program
Advanced Technical Certificate	Digital Forensic Specialist
Certificate (undergraduate)	Accounting
	Administrative Assistant
	Basic Welding
	Clinical/Medical Assistant
	Computer Information Systems Support Specialist
	Cosmetology-Nail Technician
	Cosmetology-Operator
	Digital Media Design and Development
	Emergency Medical Technology - Basic
	General Business
	General Office
	Heating, Ventilation, and Air Conditioning
	Intermediate Welding
	Maintenance Technician, Certificate 1
	Maintenance Technician, Certificate 2
	Medical Coding Technician
	Microcomputer Software Operator
	Microcomputer Support Specialist
	Natural Gas Compression, Certificate 1
	Natural Gas Compression, Certificate 2
	Office Management
	Paramedic
	Personal Computer Technical Support
Petroleum Technology, Certificate 1	
Petroleum Technology, Certificate 2	

	Ranch and Land Management, Certificate 1
	Ranch and Land Management, Certificate 2
	Residential/Commercial Electrician
	Small Business Management
	Vocational Nursing (leading to LVN)

Occupational Skills Awards	
Accounting	Google Digital Marketing & E-Commerce
Advanced Electrical Specialist	Industrial Communications
Advanced Pipe Welding	Intro. to Multi-Process Pipe Welding
Business Management	Intro. to Multi-Process Structural Welding
Compressor Technician	Marketing
Cyber Security	Microsoft Office
Document Production	Networking
Electrical Helper	Office Management
Electrical Specialist	Petroleum Production
Engine Technician	

Workforce: ICLCs and OSAs 2024-2025

Institutional Credentials That Lead to Licensure or Certification (ICLC)	Occupational Skills Awards (OSA)
Certified Nurse Aide*	Accounting
Dental Assisting*	Business Management
EKG Technician*	Document Production
Patient Care Technician*	Emergency Medical Technology
Pharmacy Technician*	Google Digital Mktg. & E-Commerce
Phlebotomy Technician*	Marketable Skills
Professional Truck Driving (CDL)*	Marketing
Advanced Cardiac Life Support	Microsoft Office
CPR for Healthcare Providers	Office Management
CPR-Adult	
First Aid	
Forklift Operator Certification	
Human Resource Certification	
Introduction to Pharmacy	
Medication Aide	
Real Estate	
Safety & Accident Prevention	
Substitute Teacher	

*THECB approved

7.2

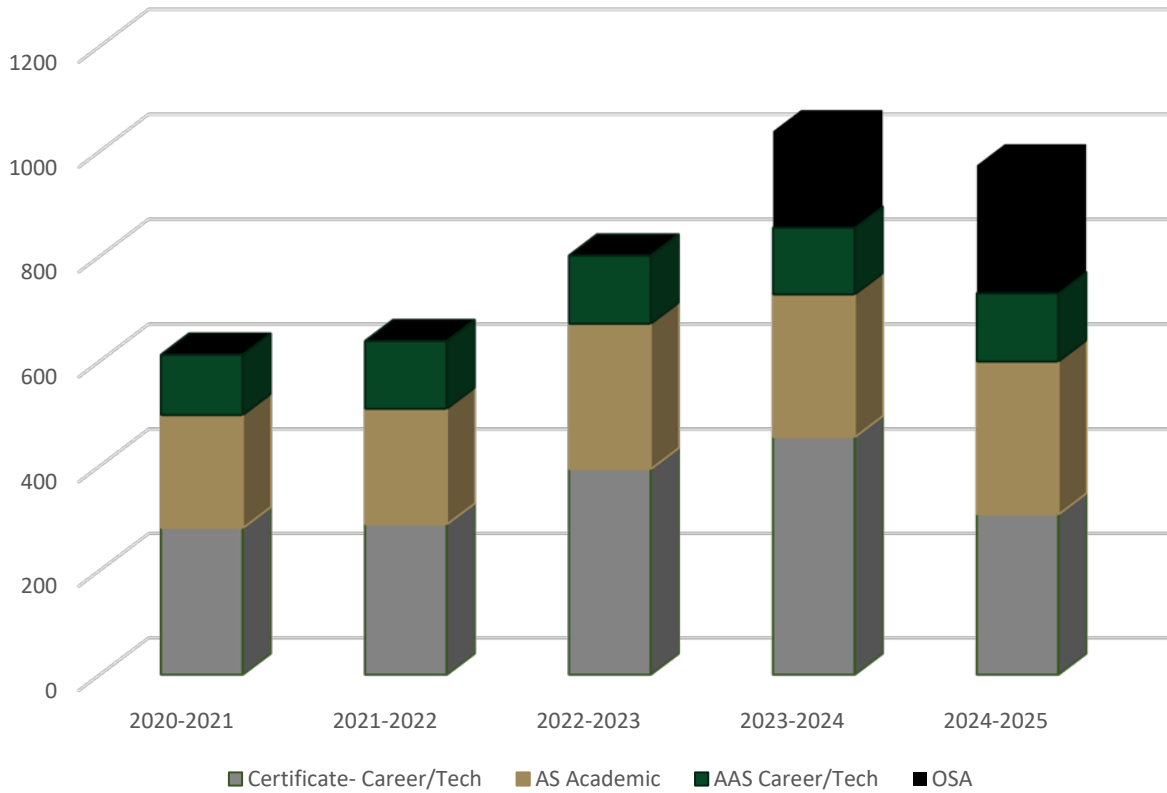
Fall 2024 Enrollment by Declared Major Field of Study

Curriculum	Total
Associate Degree Nursing	107
Agriculture	40
Architecture	18
Art, General	36
Biology, General	50
Chemistry, General	8
Clinical/Medical Laboratory Technician	43
Computer and Information Systems Security	16
Computer Science	36
Core Completer	9
Cosmetology Operator	53
Cosmetology Nail Technician	6
Criminal Justice/Safety Studies	7
Criminology	43
Drama / Theater Arts	15
Emergency Medical Technician	39
Engineering	4
English Language and Literature	17
Foreign Languages & Literatures	2
Forestry Sciences	2
General Business	227
General Office	2
General Studies	480
Geology	4
Health Professions / Related	55
History, General	34

Curriculum	Total
Health Information Technology	22
	97
Industrial Production Technology	
Information Sciences	47
Journalism / Communications	12
Mathematics	11
Medical/Clinical Assistant	214
Medical Coding Technician	20
Music, General	12
Occupational Therapy Assisting	92
Office Professional	84
Physical Ed. – Teaching and Coach	38
Physics, General	2
Political Science and Government, General	8
Pre-AD Nursing	349
Pre-Dentistry Studies	26
Pre-Law Studies	19
Pre-Medicine Studies	3
Pre-Pharmacy Studies	3
Pre-Veterinary Studies	13
Precision Metal Working	97
Psychology, General	43
Ranch & Land Management	9
Rhetoric and Composition	6
Secondary Education and Teaching	21
Sociology	2
Teacher Education, Multiple Levels	74
Vocational Nursing	36
Total	2,713

7.3

Total Number of Awards and Completers



Award Type	2020-2021	2021-2022	2022-2023	2023-2024	2024-2025
Associate Degree Academic	216	221	277	272	292
Associate Degree Career Tech	115	129	130	127	130
Certificate Career Technical	281	288	394	455	307
OSA	---	---	---	184	244
Total Awards	612	638	801	1,038	973
Core Completers	180	203	228	231	242
Field of Study Completers	55	50	49	42	82
Total Completers	847	891	1,078	1,311	1,297

Source: Registrar's Completers Report

7.4

Percent of First-time in College, Full-time Students
Who Entered in Fall 2021 (cohort) and
Completed a Degree, a Certificate, or Transferred-out by Fall 2024

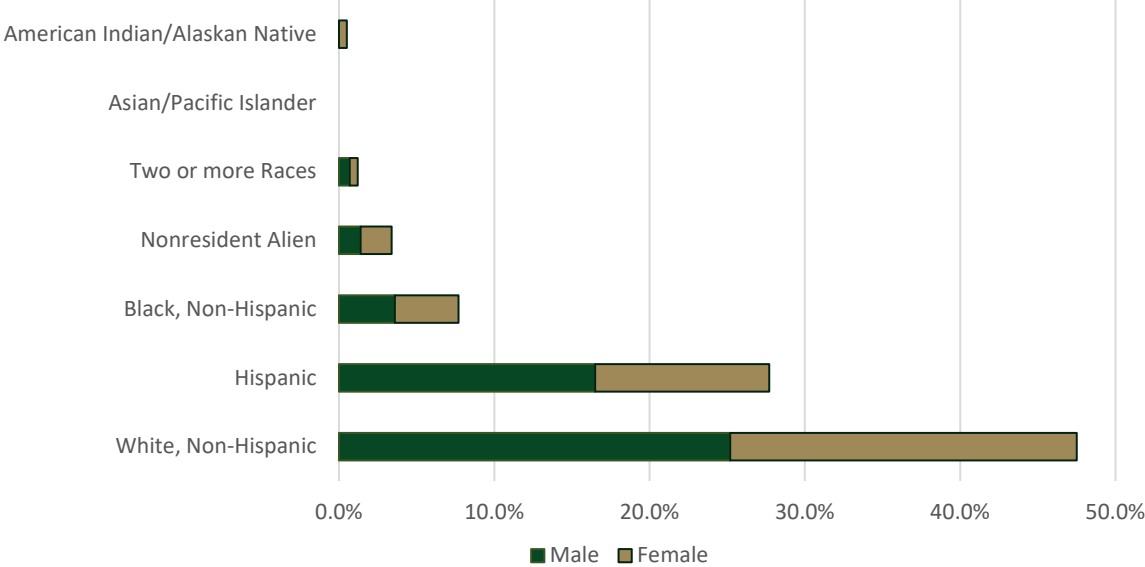
Ethnic Group	Men	Women	Total %	Transfer-out
% of Ethnic Group	% of Group Completing by 2024	% of Group Completing by 2024	% of Group Completing by 2024	% Who Transfer to Another Texas Institution by 2024
White, Non-Hispanic	25.2%	22.3%	23.5%	5.1%
Black, Non-Hispanic	3.6%	4.1%	3.9%	2.4%
Hispanic	16.5%	11.2%	13.4%	2.7%
Asian/Pacific Islander	0%	0%	0%	0%
American Indian/ Alaskan Native	0%	0.5%	0.3%	0%
Non-resident Alien	1.4%	2.0%	1.8%	0%
Two or more races	0.7%	0.5%	0.6%	0.3%
Total % Completing or Transferring-out	47.4%	40.6%	43.5%	10.5%

Source: IPEDS- Graduation Rates

2021 Cohort of first-time, full-time students: 139 men, 197 women, 336 Total

Note: The percentage is based on the number of students out of the total for that category, with the exception of "Transfer-out", which is out of the total in the cohort.

Percentage Who Completed a Degree or Certificate



* Completers include students who earn a one- or two-year certificate and students earning an Associate's degree. Core completers are not included in this data. (Source: IPEDS Graduation Rates)

Section 8: Institutional Progress & Strategic Initiatives

8.1 Texas Guided Pathways Progress

Fall 2024

Goal 1: Analyze persistence data by program and by student type to improve persistence.

Goal 2: Increase students' sense of belonging and wellness.

Spring 2025

Goal 1: Create a definition for engaged teaching and learning.

Goal 2: Increase attendance/participation in the Resource Center (Mandatory and Systematic Interventions)

8.2 Multiple Measures Assessment (MMA)

Multiple Measures Assessment gives students who are not TSI met but meet specific Texas and institution criteria to take credit-level English and math courses according to the Texas Higher Education Coordinating Board.

Semester	Number who Qualified	Total Non-College-Ready Students	Percentage who Qualified
Spring 2024	26	494	5%
Summer 2024	46	154	30%
Fall 2024	184	684	27%
Spring 2025	165	556	30%
Summer 2025	42	200	21%
Fall 2025	144	631	23%

Source: IR Office

Non-college-ready is defined as students who are not TSI complete either due to their score or because they have not taken the TSI test at the time of enrollment in classes.

8.3 Co-Enrollment Program Participation

Universities Participating:

Stephen F. Austin State University
University of Texas at Tyler

Number of Students Participating in the Co-Enrollment Program:

Fall 2024 - 23 students
Spring 2025 - 23 students

8.4 Student Transfer Outcomes

Transfer Rate

The transfer rate is the cohort of first-time students who started their postsecondary studies at Panola College in fall 2016. It tracks their transfer and completion patterns at four-year institutions over a period of six years until spring 2022. [Transfer rates](#) are important, as many of our students plan to transfer to a 4-year institution after leaving Panola College. (pp. 34-37) This data is [disaggregated](#) by the number of hours students transferred with, race/ethnicity, gender, and income. (pp. 71-78)

PC's minimum threshold is 20%, which is based on the past 3-year average for Panola College- 22.2%. Our achievement goal is 25%, which is based on the past 3-year average for Texas community colleges- 25.9%. For the fall 2016 entering cohort, PC's rate was 31%, which is the same as the national rate for two-year public institutions. Panola College's transfer rate has increased every year in the past five years.

NSC Transfer-out Rates

Academic Year	2019-2020	2020-2021	2021-2022	2022-2023	2023-2024
NSC Cohort Year	Fall 2012	Fall 2013	Fall 2014	Fall 2015	Fall 2016
Panola College 6-year Completion Rate	21%	22%	27%	27%	30%
2-year Public Institutions	30%	31%	31%	32%	31%

Source: National Student Clearinghouse

8.5 Dual Credit Student Momentum

Other Key Performance Indicators

Dual Credit with 15+ Semester Credit Hours (SCH)

Semester	2020-2021	2021-2022	2022-2023	2023-2024	2024-2025
Count	369	302	298	332	355

Source: THECB Community College Finance file; IR Office for most current FY

Transfer with 15+ SCH

Semester	2020-2021	2021-2022	2022-2023	2023-2024	2024-2025
Count	166	165	169	195	x

Source: THECB Community College Finance file; IR Office for most current FY

8.6 Support for Academically/Economically Disadvantaged Students

Student Resources

PC Support Services - 24-25		
<u>Resource</u>	<u># Assisted</u>	<u>%Assisted</u>
Emergency Aid	38	1.2%
Childcare	22	0.7%
Fuel Assistance	108	3.4%
Food Pantry	73	2.3%
Tutoring	117	3.7%
Upswing Tutoring	137	4.3%
Upswing Assignment Review	18	0.6%
Mental Health Support	44	1.4%
Total Assisted	557	17.6%
24-25 Unduplicated Enrollment	3163	

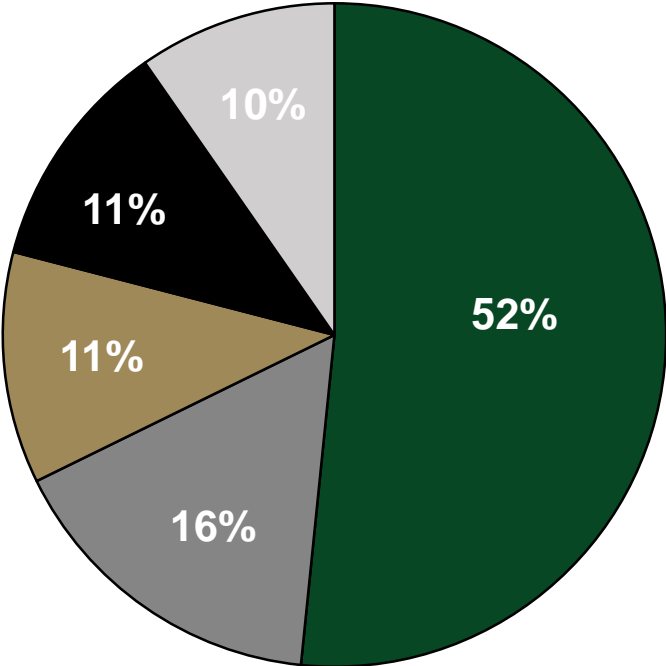
8.7 MOU & Partnership Summary

Click [link](#) to view Panola College's MOUs and partnerships.

Section 9: Faculty & Human Resources

9.1

Percent and Number of Full-time Faculty by Degree and Gender (Fall 2024)



■ Master's	■ Bachelor's	■ Less than Bachelor's
■ Doctorate	■ Master's with 30+ Hours	

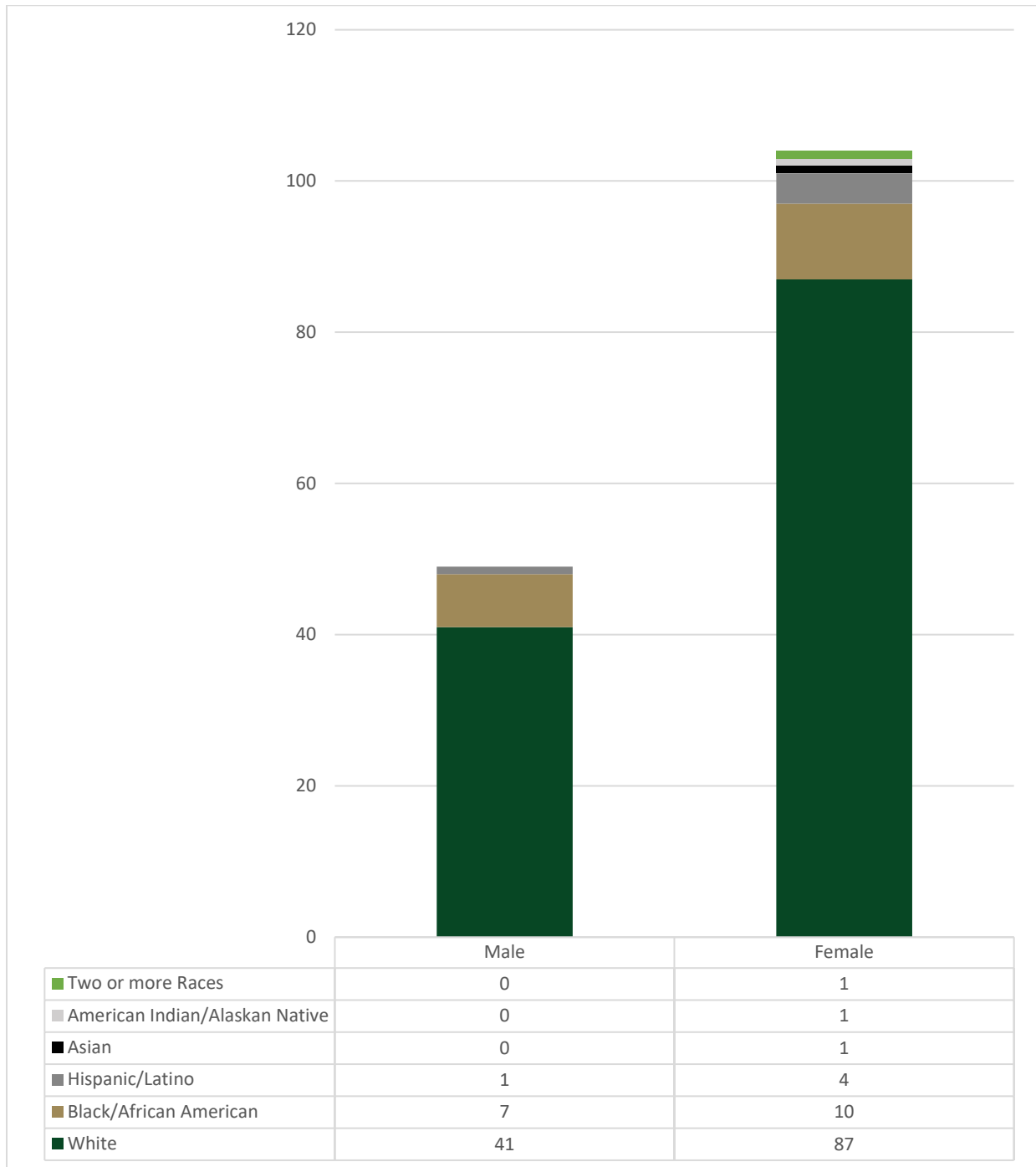
Number of Full Time Faculty by Degree and Gender

Degree	Male	Female	Total
Doctorate	3	4	7
Master's with 30+ Hours	3	3	6
Master's	10	22	32
Bachelor's	3	7	10
Less than Bachelor's	4	3	7
Total Number	23	39	62

Source: HR Director

9.2

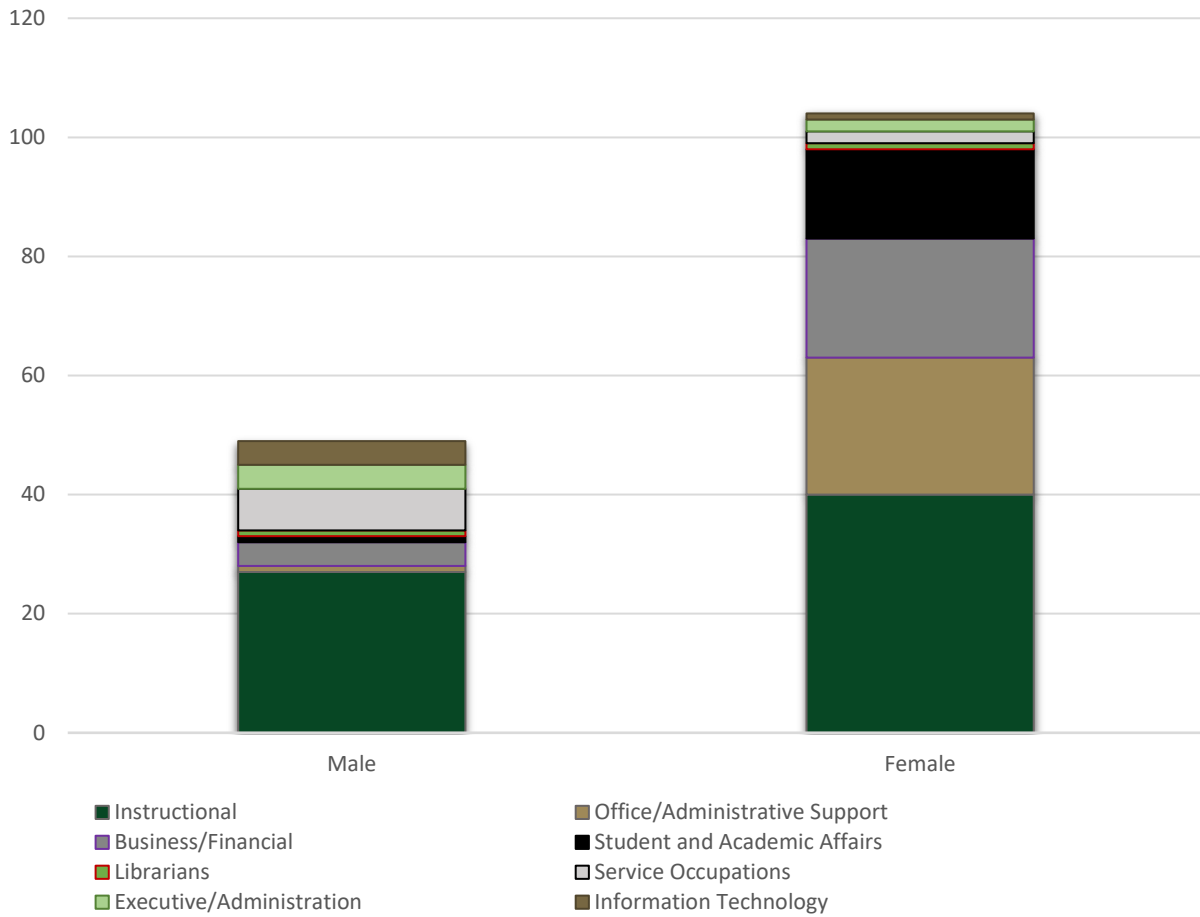
Full-time Employees by Ethnicity and Gender (Fall 2024)



Source: IPEDS

9.3

Full-time Employees by Activity and Gender (Fall 2024)



Activity	Male	Female	Total
Executive/Administration	4	2	6
Instructional	27	40	67
Librarians	1	1	2
Student and Academic Affairs and Other Education Services	1	15	16
Business and Financial Operations	4	20	24
Information Technology	4	1	5
Office and Administrative Support	1	23	24
Service Occupations	7	2	9
Total Number	49	104	153

Section 10: Finance & Financial Aid

Revenues, Expenses, and Changes in Net Assets

September 1, 2022 – August 31, 2023

Operating Revenues	2021-2022	2022-2023
Tuition and Fees	3,823,655	4,365,719
Federal Grants and Contracts	577,711	598,092
State Grants and Contracts	358,598	684,172
Non-Government Grants and Contracts	122,925	120,854
Sales & Service of Educational Activities	27,872	18,509
Auxiliary Enterprises	1,215,860	1,125,747
Other Operating Revenues	376,663	397,981
Total Operating Revenues	6,503,284	7,311,074

Operating Expenses		
Instruction	8,540,802	9,361,453
Public Service	214,648	220,348
Academic Support	2,874,368	3,292,027
Student Services	1,882,310	1,860,148
Institutional Support	5,110,675	3,230,097
Operation and Maintenance of Plant	2,096,649	2,277,917
Scholarships and Fellowships	3,911,130	1,969,307
Auxiliary Enterprises	2,366,394	2,530,627
Depreciation	2,518,008	2,648,561
Total Operating Expenses	29,514,984	27,390,485
Operating Income Loss	(23,011,700)	(20,079,411)

Non-Operating Revenues		
State Appropriations – General Revenue	6,248,414	6,354,924
Ad-valorem Taxes for Current Operation	9,898,840	11,236,225
Ad-valorem Taxes for Debt Service	1,883,973	1,997,090
Federal Revenue, Non-Operating	10,185,646	5,213,549
Gifts	399,598	917,926
Bond Issuance Costs	0	(163,192)
Investment Income (net of investment expenses)	(1,070,781)	2,382,879
Loss of Disposition of Capital Assets	298,338	14,001
Royalty Income	1,331,965	796,168
Interest on Capital Related Debt	(871,894)	(876,900)
Net Non-Operating Revenues	28,304,099	27,872,670
Income Before Other Revenues	5,292,399	7,793,259

Other Revenues	2021-2022	2022-2023
Additions to Permanent Endowments	221,036	407,193
Total Other Revenues	221,036	407,193
Increase in Net Position	5,513,435	8,200,452

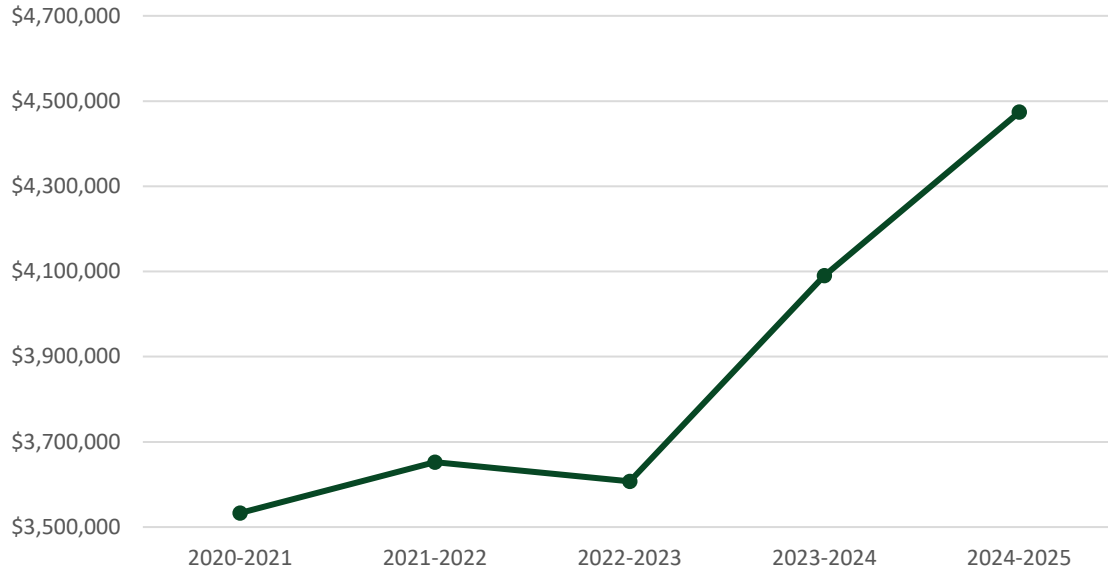
Net Position		
Net Position – Beginning of Year	44,412,153	49,925,588
Cumulative Effect of Change in Accounting Principle		
Net Position- Beginning of Year as Restated		
Net Position- End of Year	49,925,588	58,126,040

Source: Controller, Fiscal Services

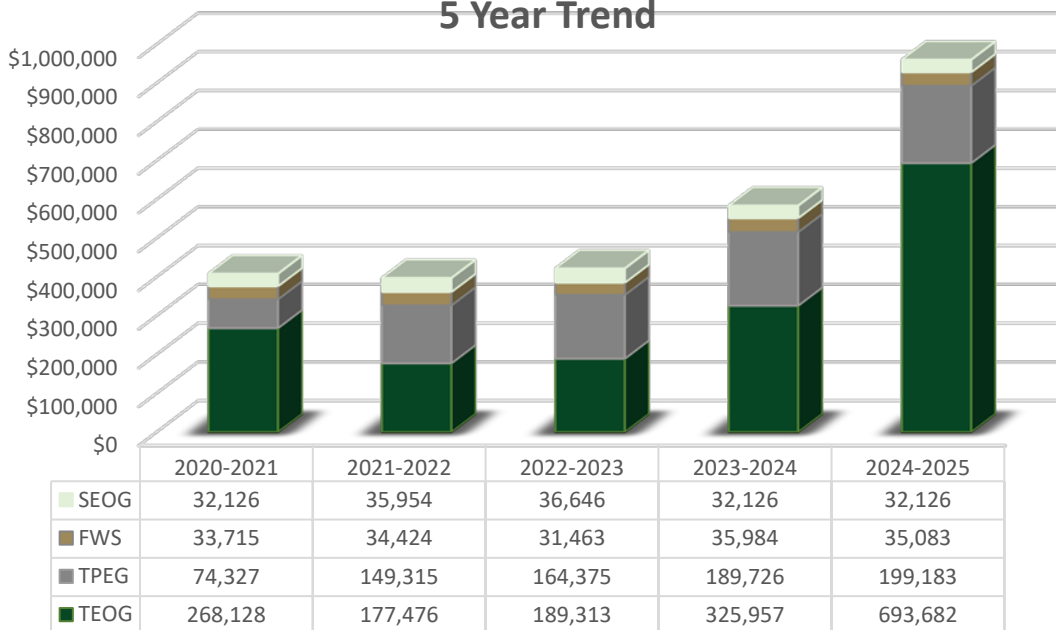
10.2

Need-Based Aid Received by Students p. 1

PELL



5 Year Trend



Source: Director of Financial Aid

Need-Based Aid Received by Students p. 2

Program	2020-2021	2021-2022	2022-2023	2023-2024	2024-2025
PELL	3,533,142	3,652,407	3,607,173	4,090,365	4,473,818
SEOG	32,126	35,954	36,646	32,126	32,126
TPEG	74,327	149,315	164,375	189,726	199,183
FWS	33,715	34,424	31,463	35,984	35,083
TEOG	268,128	177,476	189,313	325,957	693,682
TOTAL	3,639,576	4,049,576	4,028,970	4,674,158	5,433,892

GRANT	Description
PELL SEOG TEOG TPEG	PELL Supplemental Educational Opportunity Grant Texas Educational Opportunity Grant Texas Public Educational Grant
Work Study	Description
FWS	Federal Work Study

Source: Director of Financial Aid

10.3 Fast Awards Summary

Dual Credit Support

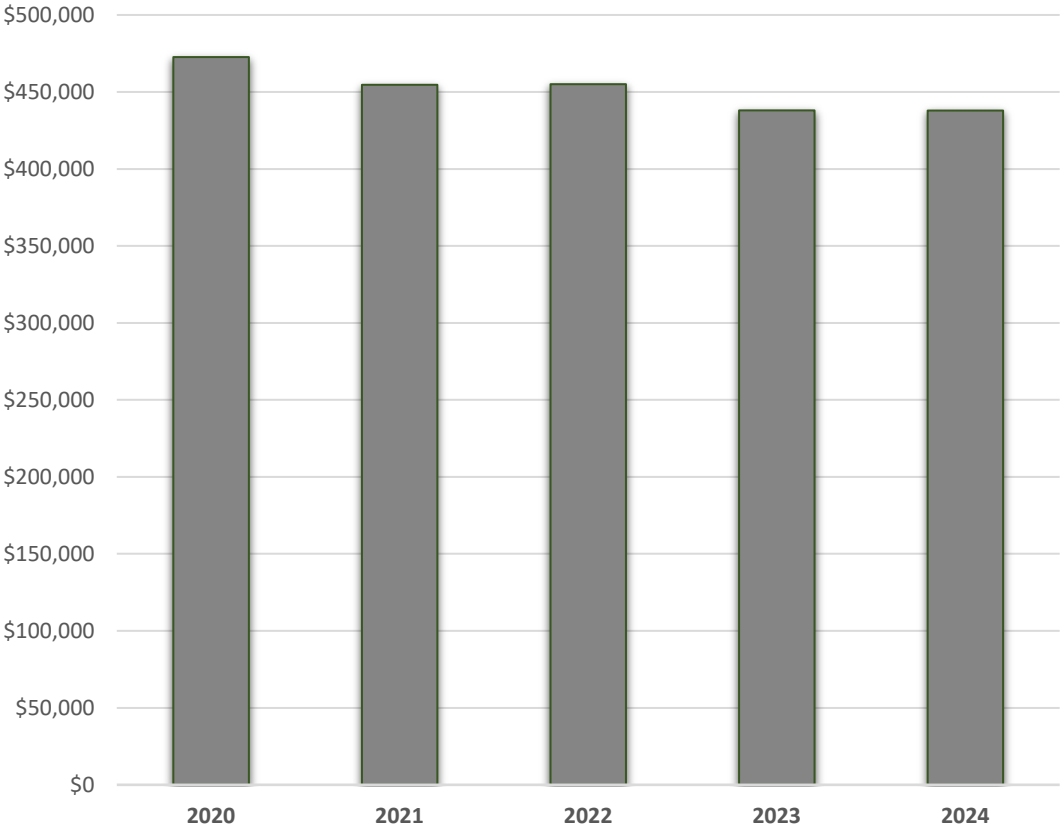
	2023-2024	2024-2025
FAST State Pay	\$220,190	\$547,873
FAST ISD Pay	\$52,433	\$142,409
FAST Panola Pay	\$384,884	\$1,033,822
DC ISD Pay	\$565,250	\$416,542
DC Panola Pay	\$816,459	\$717,849
Total	\$2,039,216	\$2,858,495

Source: Director of Financial Aid

Section 11: Library Services

11.1

Library Budget: 2020-2024



Year	2020	2021	2022	2023	2024
Budget	\$472,705	\$454,637	\$455,040	438,018	\$437,914

Source: IPEDS- Academic Libraries; fiscal year; 2024 data from library source

11.2

Library Collection (Fiscal year)

Books	2020	2021	2022	2023	2024
Physical	27,147	21,581	18,862	18,897	19,234
Digital	691,305	657,978	1,042,170	1,710,136	639,377
Databases					
Digital	78	81	81	73	168
Media					
Physical	2,137	2,243	3,932	3,948	2,260
Digital	381	396	12,828,754	17,570,892	11,975,929
Serials					
Physical	42	37	1,880	1,866	1,860
Digital	13	7	28,931	38,993	53,392
Total	721,103	682,323	13,924,610	19,344,805	12,692,220

Source: IPEDS- Academic Libraries; fiscal year; 2024 data from library source

2024 Collection Totals

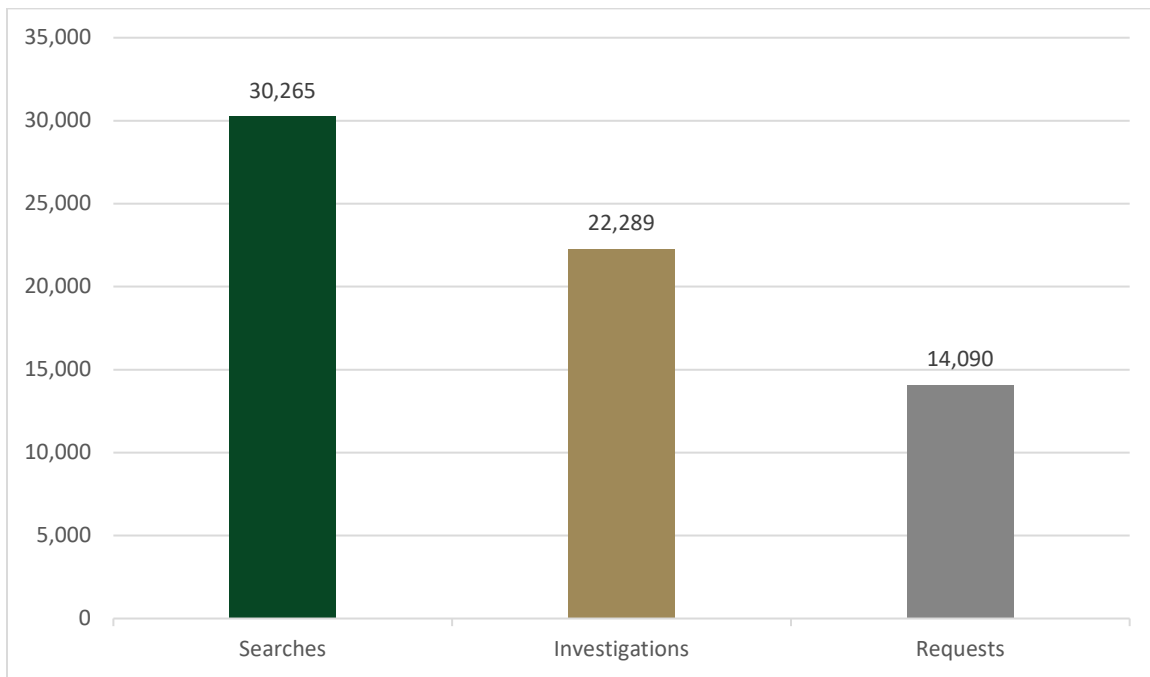
Physical Collection	23,354
Digital/Electronic Collection	12,668,866

11.3

Library Circulation Statistics – 2024-2025

Items Checked Out	1,085
Items Checked In	999
Items Renewed	292
Items Soft Checked-Out	533
TOTAL	2,909

Database Usage – 2024-2025



Source: Library Data Source

Glossary of Terms

Abbreviations and Acronyms

Acronym	Definition
AA	Associate of Arts
AAS	Associate of Applied Science
AAT	Associate of Arts in Teaching
AS	Associate of Science
CE	Continuing Education
CSHI	Course Sharing Home Institution
CSTI	Course Sharing Teaching Institution
FTE	Full-Time Equivalent
FTIC	First-Time-in-College
GPA	Grade Point Average
HR	Human Resources
ICLC	Institutional Credential Leading to Licensure or Certification
IPEDS	Integrated Postsecondary Education Data System
IR&P	Institutional Research and Planning
MMA	Multiple Measures Assessment
MOU	Memorandum of Understanding
NSC	National Student Clearinghouse
OSA	Occupational Skills Award
Pell	Federal Pell Grant Program
SCH	Semester Credit Hour
SCC	Shelby College Center
SRTC	Shelby Regional Training Center
TEOG	Texas Educational Opportunity Grant
THECB	Texas Higher Education Coordinating Board
TPEG	Texas Public Educational Grant
TSI	Texas Success Initiative
Zoom	Synchronous video-conference course delivery format

Glossary of Terms

Academic FTE (Full-Time Equivalent)

A measure of enrollment based on the number of academic transfer semester credit hours generated. FTE allows institutions to compare enrollment levels regardless of students' full-time or part-time status.

Associate Degree

A college credential typically requiring approximately 60 semester credit hours and designed for transfer to a four-year institution or entry into the workforce.

Career and Technical Education (CTE)

Programs that prepare students for specific occupations through workforce-focused education and training.

Career/Technical FTE

A measure of enrollment based on semester credit hours generated in career and technical education programs.

Certificate

A workforce credential requiring fewer semester credit hours than an associate degree and focused on developing skills for a specific occupation.

Cohort

A group of students tracked over time for reporting and outcome measurement purposes.

Co-Enrollment

A partnership arrangement that allows students to be enrolled simultaneously at Panola College and a partnering university.

Core Completer

A student who has completed the Texas Core Curriculum, a designated set of general education courses that transfer among Texas public colleges and universities.

Distance Learning

Instruction delivered when students and instructors are separated by location and connected through technology.

Dual Credit

College courses taken by eligible high school students that simultaneously earn both high school and college credit.

Early Admission Student

A high school student who enrolls in college courses before graduating from high school.

Economically Disadvantaged Student

A student who meets state or federal criteria indicating financial need or limited economic resources.

Field of Study (FOS)

A state-approved curriculum designed to transfer efficiently into a corresponding bachelor's degree program at Texas public universities.

First-Time-in-College (FTIC) Student

A student attending college for the first time after high school who has not previously enrolled in another postsecondary institution.

Full-Time Equivalent (FTE)

A standardized measure that converts student credit hours into the equivalent number of full-time students for reporting and funding purposes.

Full-Time Student

A student enrolled in 12 or more semester credit hours during a fall or spring semester.

Guided Pathways

A student success framework that provides clear academic pathways, structured advising, and support services to help students complete credentials and achieve their educational goals.

Hazelwood Exemption

A Texas program that exempts eligible veterans and certain dependents from tuition and some fees at public colleges and universities.

Hybrid Course

A course in which a portion of instruction occurs online and the remainder occurs through face-to-face or synchronous interaction.

Institutional Credential Leading to Licensure or Certification (ICLC)

A workforce credential that prepares students for professional licensure or industry certification.

Multiple Measures Assessment (MMA)

A Texas Higher Education Coordinating Board initiative that allows eligible students to demonstrate college readiness through multiple indicators rather than relying solely on standardized testing.

Non-College-Ready Student

A student who has not met Texas Success Initiative (TSI) requirements or has not yet completed the assessment process needed to determine college readiness.

Occupational Skills Award (OSA)

A short-term workforce credential consisting of a focused sequence of courses that prepares students for employment in a specific field.

Persistence Rate

The percentage of students who continue enrollment from one academic term to the next.

Retention Rate

The percentage of students who remain enrolled at the institution from one academic year to the next.

Semester Credit Hour (SCH)

The standard unit used to measure academic coursework and progress toward a credential.

Texas Success Initiative (TSI)

A state program designed to assess and support student readiness for college-level coursework in English language arts and mathematics. A **TSI Complete Student** has met Texas Success Initiative requirements and is college-ready in the required subject areas.

Transfer Rate

The percentage of students who transfer from a community college to a four-year institution within a specified period of time.

Transfer-Out Rate

The percentage of students who leave an institution and subsequently enroll at another postsecondary institution.

Unduplicated Headcount

The number of individual students enrolled, with each student counted only once regardless of the number of courses taken.

Workforce Education

Educational programs designed to prepare individuals for employment, career advancement, licensure, or industry certification.