




Associate Degree Nursing

Preparation for Application



The Associate Degree in Nursing (ADN) is a “closed” program and requires additional application and acceptance into the program. Admission to Panola College does not guarantee admission to specific courses or programs of study. The conditions for admission to the ADN program and the LVN-RN Hybrid Transition option are outlined online in the current *Panola College Catalog*. Because the nursing profession requires a high level of performance with a strong academic background and critical thinking, nursing students are held to a higher admission standard than students enrolled in general academic classes.

Associate Degree Nursing Program

Thank you for considering the Panola College Associate Degree Nursing program!

This program is a closed program in which you must apply during the application period to be considered. Enrollment is limited. Currently, we accept 30 students into each of the fall and spring cohorts. We do not keep a “waiting list”, so if you are not accepted the first time, you will be required to apply again during the next application period. All documents of applicants who are not admitted are safely destroyed, so it is your responsibility to reproduce the required (and updated) documents when re-applying. The program, after being accepted, is a 2 year program with summers off.

This Preparation Packet outlines the requirements you need to complete before the application period. Please read the entire packet, as it will answer most, if not all, of your questions.

Table of Contents

Apply to Panola College	4
Submit Official Transcripts	4
Visit with an Academic Advisor	4
Immunizations	5
Immunizations/Health Requirements Chart	6
Adult Safety Net	7
List of Clinics	8
Pre-requisites	9
How to Apply	10
How we Choose	11
Criminal Background Check	12

Apply to Panola College

You must be fully accepted to Panola College before applying to the nursing program. The online application is found [here](#).

If you have any questions regarding applying to Panola College, you may contact Admissions at admissions@panola.edu, or 903-693-2038.

After being accepted, you will receive your Panola College Student ID number and Panola College Student email address. Please memorize or keep these handy, as these are important items in the application process and throughout your nursing school experience.

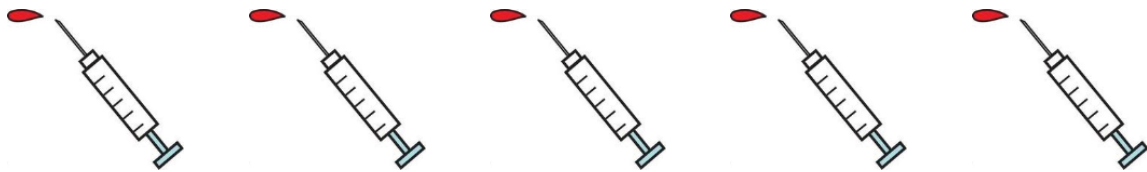
Submit Official Transcripts

You must submit official transcripts from each college you have attended, even if the courses are not required for the nursing program. Please do this in plenty of time, as the official transcripts must be evaluated after they are received. The evaluation process can take up to two weeks during busy times. You will need to follow up with Admissions to request a copy of the transcript evaluation. The transcript evaluation is different from the transcript itself.

Visit with an Academic Advisor (optional)

If you are unsure if you have all the required courses and need to visit with someone face to face to go over your documents, you may schedule an appointment with an academic advisor ahead of time. Please give yourself plenty of time in case you need to take another class in order to qualify, as our admission period is after the semester has already started. To schedule an appointment, please call 903-693-2048.

Immunizations



The chart on the next page shows the immunizations and health requirements you must submit if you are selected for the program. There will be a deadline assigned and given to you in a packet once other preliminary requirements are met. We publish this list here so you will be aware in plenty of time to get records together and/or make appointments to get it done at your convenience. Be aware that the deadline is the deadline. No exceptions. Please know that some requirements take longer than others, for example, titers and TB skin tests. In the case of titers, the results are what needs to be submitted by the deadline, not just proof that you had it drawn. And if the result is negative, another shot is required as proof that another series has been started.

To qualify for an application, as far as immunizations are concerned, you only need to bring a copy of the positive titer results for Hepatitis B. If you are not complete with the series, or if the titer is negative, you will just need to show proof that you are currently in progress with the series of 3 shots, and that you are on time with them. You are expected to continue with the series of shots, followed up by the titer, in the time schedule listed on the chart. Be gathering, but do not submit, the other requirements until you are asked to do so.

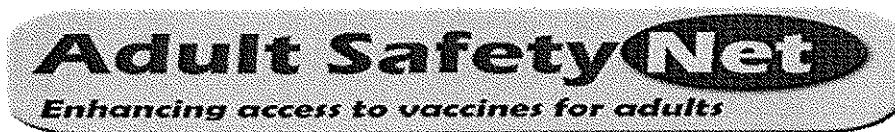
Always keep a copy of your immunizations, as we will not return them to you.

If you are accepted into the program, you must keep your immunizations current in order to attend clinicals or simulation. If you do not understand a requirement, it is up to you to ask, as ignorance is no excuse. Periodically we may send a “friendly reminder” email of immunizations coming due/past due. **DO NOT DEPEND ON IT.** It is up to you to know when they are due.

Do not have a titer drawn early! We give you 5 additional days to allow time for the results to come back, and/or if the due date falls on a weekend or holiday. If the lab you go to takes more time than normal, please let us know and, as long as you had the titer drawn on the appropriate day, and you get a statement from the lab with an estimated date for the results, we will accommodate you.

If you need some suggestions on where to have these immunizations done, there is a list of health departments and clinics following the immunization chart. You certainly do not have to use these places though. Wherever you go, please tell them that you are a nursing student, as some places will give you a discount!

complete?		date requirement was met	date emailed	titer result - circle one	if a 2nd series is needed: date requirement was met	date emailed	titer result - circle one
<input type="checkbox"/>	1. Tuberculosis (TB) Skin Test · negative skin test each year <i>OR</i> · if positive results, either chest xray results or TB questionnaire signed off by HCP stating that patient shows no signs of TB	year 1 year 2 (if applicable) year 3					
<input type="checkbox"/>	2. Flu vaccine: each fall · due by October 15 each year	year 1 year 2 (if applicable) year 3					
<input type="checkbox"/>	3. Varicella antibody titer* if result is negative, a booster must be given immediately, and another titer 30 days after booster	booster (if needed)		pos / neg	2nd titer if needed		pos / neg
<input type="checkbox"/>	4. Hepatitis B: this is a series of 3 shots, given as follows: · dose #1 · dose #2 one month after dose #1 · dose #3 six months after dose #1				2nd series if needed:		
<input type="checkbox"/>	5. Hepatitis B antibody titer* drawn 30 days after dose #3. if result is negative, you must get another series of shots, and then another titer 30 days after #3 shot. If still negative, you are considered a non-converter.			pos / neg	2nd titer if needed		pos / neg
<input type="checkbox"/>	6. MMR (Measles, Mumps, and Rubella) · two vaccines spaced 30 days apart <u>OR</u> · positive titers for Measles (Rubeola) and Mumps	shot #1 OR measles titer shot #2 OR mumps titer		(if applicable): pos / neg pos / neg	2nd titer if needed		
<input type="checkbox"/>	7. Rubella antibody titer* if result is negative, a booster must be given immediately, and another titer in 30 days			pos / neg	2nd titer if needed		pos / neg
<input type="checkbox"/>	8. Tdap (Tetanus, Diptheria and Pertussis): within 5 years						
<input type="checkbox"/>	9. Physical Examination · within 1 year of the first day of your first semester (please download and print the one page physical exam form from the online ADN Handbook on our website. It must be completed and signed by a medical professional.						



Find an Adult Safety Net (ASN) Program site near you:

Be sure to check with the clinic before visiting them to make sure they can see you.

- [ASN Program sites by city](#)
- [ASN Program sites by county](#)

What is the Adult Safety Net (ASN) Program?

The Adult Safety Net (ASN) Program supplies publicly-purchased vaccine at no cost to enrolled providers. The program was created by the Texas Department of State Health Services (DSHS) Immunization Branch to increase access to vaccination services in Texas for uninsured adults, thereby raising the immunization coverage levels and improving the health of Texans.

Currently, the vaccines offered through the ASN Program include the following:

- Hepatitis A vaccine;
- Hepatitis B vaccine;
- Combination hepatitis A-hepatitis B vaccine;
- Human papillomavirus (HPV) vaccine;
- Measles, mumps, & rubella (MMR) vaccine;
- Meningococcal Conjugate (MCV4) Vaccine
- Pneumococcal polysaccharide vaccine (PPSV23);
- Pneumococcal conjugate vaccine (PCV13);
- Tetanus, diphtheria, & pertussis (Tdap) vaccine; and
- Tetanus-diphtheria (Td) vaccine.
- Varicella Vaccine
- Zoster Vaccine

Why do adults need to be vaccinated?

Like infants and children, adults are also at risk for contracting vaccine-preventable diseases. In addition to becoming severely ill, infected adults risk spreading these diseases to infants who are too young to be vaccinated. The solution is to vaccinate our adult population to prevent infection with one of these potentially devastating diseases.

Which providers are eligible to participate?

Currently, providers at the following types of public facilities are eligible to enroll in the ASN Program:

- DSHS Health Service Region Offices
- Local Health Departments
- Federally Qualified Health Centers (FQHC)
- Rural Health Clinics (RHC)
- Expanded Primary Health Care
- HIV Clinics
- STD Clinics
- Family Planning Clinics
- Substance Abuse Clinics (Opioid Replacement Clinics)
- Primary Health Care

Who can I contact if I have additional questions?

You can email the Adult Safety Net Program coordinator directly at ASNinfo@dshs.state.tx.us or Region 4/5N ASN Coordinator La Keitha Hudson LaKeitha.Hudson@dshs.state.tx.us or by phone (903)533-5229.

Revised 06/04/2015

Local Health Departments & Clinics for immunizations and titers

Dr. Andrea Oliver, DNP, APRN, FNP-C

Family Nurse Practitioner
702 N. Davis, suite 2
Carthage, TX 75633
903-694-4824

Gregg County Health Department

(they do not do titers; they can only give shots to those who do not have insurance)
405 East Marshall Avenue, suite 104
Longview, TX 75601
903-237-2620

Crossroads Family Care

1115 Hwy. 259 South
Henderson, TX 75654
903-392-8203

Hope Community Medicine

(be sure you bring your "green chart" and your shot record with you)
157 Wall Street
Tenaha, TX 75974
903-248-4673

Marshall Harrison County Health District

(they do not do titers)
805 Lindsey Drive
Marshall, TX 75670
903-938-8338

Prerequisite Courses

Complete four prerequisite courses (per the degree plan) with a 2.5 or higher grade point average AND a minimum grade of "C" in each course. All lab courses must have been taken in the same semester and at the same school as the lecture portion of the course. No more than 2 courses may be in progress when applying. RNSG courses transferred in must have been completed within the last two years.

BIOL 2401 – Anatomy and Physiology 1

BIOL 2402 – Anatomy and Physiology 2

BIOL 2420 – Microbiology (for science or non-science majors)

PSYC 2301 – General Psychology

Each lab science course's theory and lab must have been taken in the same semester and at the same school.

Other Courses

The following courses must be completed before a degree can be earned. It is recommended that you have them complete before application in order for the points (points are explained under "How we choose") to count, increasing your chances of making it into the program. However, you do have time during the summer sessions to complete these.

ENGL 1301 – Composition I

PSYC 2314 – Lifespan Growth & Development

Creative Arts – see the catalog for the list to choose from

How to Apply

Before you can make your appointment to apply, you will need to be fully admitted to Panola College, be TSI complete, and have the following in hand (check off as you obtain them):

☐ **Official HESI A2 scores. Test may only be taken twice.* Minimum Scores are as follows:**

☐ **Reading = 80**

☐ **Math = 80**

☐ **Grammar = 75**

☐ **Lab results for positive Hep B surface antibody titer, or, proof of series in progress.**

☐ **(if applicable) Transfer Transcript Evaluation completed by Student Success office. This is different from an official or unofficial transcript. This is needed if you attended a college other than Panola, even if just one course, and even if it is not a course needed for the degree you are applying for.**

☐ **(if applicable) Your Panola College unofficial transcript. You will print this out yourself, on white paper, from Campus Connect. If you cannot gain access, you may contact Student Services to find out your login information, but do not ask them to print it out for you. If you do not have a printer, you can use one at the Library.**

☐ **(if applicable) If you have attended a professional nursing school, a Letter of Good Standing from the Chair or Dean of the Nursing Department. (not needed if you attended a VN school and completed it)**

Once you have all of the above, you are ready to make your mentoring appointment, where you will fill out your application in your mentor's office. The appointment will take approximately 30 minutes. You are required to bring a copy of everything listed above, if applicable. If you fail to bring everything, you will be asked to leave and make a new appointment after retrieving the item(s) you were missing. Bring your list of questions about the program, as this is the time to get all the answers you need in order to be sure this program is a fit for you.

To schedule your appointment, call the department secretary, Katie Davis, at 903-694-4019 during the application period. The application period for spring is September 1 – October 1 of the previous year. The application period for fall is February 1 – March 1 of the same year. Please plan to apply early in the month. No appointments will be scheduled for the last day of the application period, as this is a “walk-in” only day, and applicants will be seen in the order in which they arrive, potentially waiting several hours as mentors become available. There will be a cut off time on that day in which you will be required to arrive by.

*A student can re-take HESI A2 if their test is over 5 years old. A student may re-take HESI A2 if their test is less than 5 years old only if they have earned their LVN AFTER the dates of the test. All three sections must be taken on the same test date. Click on HESI A2 in the Informational Links for more details.

How We Choose

We accept students using a points system. Only applicants who have met all of the requirements will be considered. We currently take 30 students each spring and each fall. When the application deadline has passed, each application is reviewed by our Admissions Committee. The applications will be put in order from highest to lowest ranking score, and the top 30 will be offered a spot in the program. The next highest ranking applicants will be offered an alternate position. The number of alternates is always just our best guess as to how many will be needed based on past applications periods. Finally, the lowest ranking applicants will be denied for this application period. A low score has a lot to do with having a course or two in progress, or a low GPA, or both. The following formula will be used to calculate your rank score:

$$(\text{GPA of 4 main prerequisite courses}) \times (\text{number of 4 main prerequisite courses successfully completed}) + (1 \text{ point if ADN "core" complete [all 7 academic courses]}) + (10\% \text{ of cumulative HESI A2 score}) + (1 \text{ bonus point for each lab science course taken only once AND taken at Panola College AND make an A}).$$

Note: A degree plan course with a grade of “D” will **not** receive a point in the ranking.

You will be given a copy of your mentoring form to show how we came up with your score. If you see that there has been a mistake, you must notify us by the application deadline.

Criminal Background Check

At the same time applications are being reviewed, each applicants' information is sent to the Board of Nursing (BON) for them to check to see if you are already in their system for a criminal background check. They, or Identogo (the company that obtains the fingerprints and information), will then send an email to all applicants who are not in the system. This email will contain instructions for setting up your "fingerprints" appointment with Identogo. It is very important that you make this appointment as soon as possible, as you will be required to turn in the "blue card" or letter from the BON as part of the required documents needed to secure your spot in the program should you be selected or offered an alternate position. Waiting until you find out if you are accepted may be too late. If you get your criminal background check done, and it turns out that you were not accepted, or did not accept the position you were offered, the background check will already be in the BON's system, and you will not be required to do another one, unless the BON requires it.

If you were already in their system, be watching your mail for a blue card or letter from the BON if it has been over a year since you received one.

This is what the blue card will look like:



It is a postcard sized card, on light blue cardstock. Please keep this in a safe place until you are asked to submit it.