



***BUDGET
FISCAL YEAR
2010-2011***

PANOLA COLLEGE

TABLE OF CONTENTS 2010-2011 BUDGET

BUDGET & BUDGET COMPARISON (ALL FUNDS)	1
CURRENT UNRESTRICTED FUNDS REVENUES AND EXPENDITURES	
Budget & Budget Comparison	2
Graph - Revenue by Major Function	3
Graph - Expenditures by Major Function	4
Graph - Expenditures by Major Object	5
Expenditure Functional Budget	6-8
Expenditure Object Budget	9-12
AUXILIARY FUND	
Budget & Budget Comparison	13
Expenditure Object Budget	14
CURRENT RESTRICTED FUND BUDGET	15-16
UNEXPENDED PLANT FUND BUDGET	17

PANOLA COLLEGE
 BUDGET AND BUDGET COMPARISON
 ALL FUNDS COMBINED
 2010-11 AND 2009-10

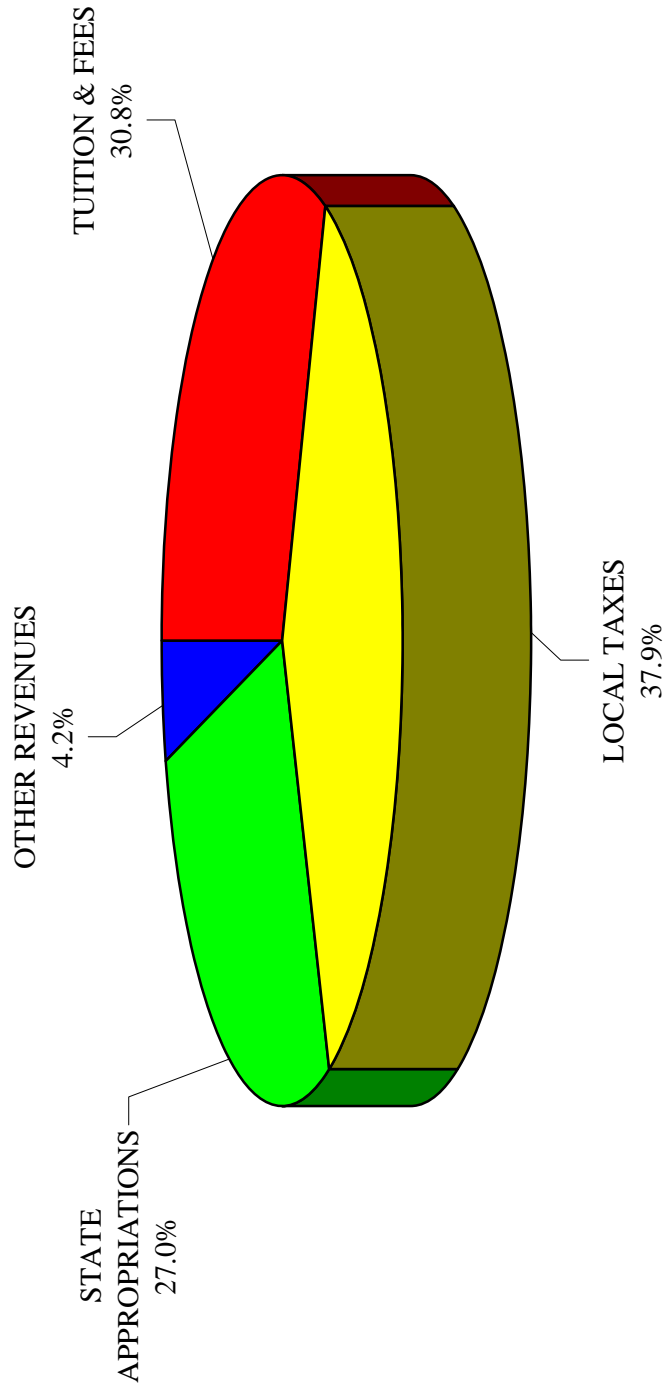
	2010-11 BUDGET	2009-10 BUDGET
REVENUES AND OTHER SOURCES		
TUITION AND FEES	\$ 4,150,000	\$ 3,655,000
LOCAL TAXES	5,100,000	4,900,000
STATE APPROPRIATIONS	3,636,340	3,826,099
STATE GRANTS	205,000	168,638
FEDERAL GRANTS	3,378,140	2,270,822
INTEREST / OTHER INCOME	641,369	558,323
AUXILIARY INCOME	1,740,000	1,710,000
(ACCUMULATION) USE OF CASH RESERVES	(25,000)	(35,000)
TOTAL REVENUES	\$ 18,825,849	\$ 17,053,882
EXPENDITURES		
UNRESTRICTED FUND EXPENDITURES	\$ 12,739,537	\$ 12,289,627
AUXILIARY FUND EXPENDITURES	2,022,335	1,907,824
RESTRICTED FUND EXPENDITURES	4,063,977	2,856,431
CONSTRUCTION FUND EXPENDITURES	-	-
TOTAL EXPENDITURES	\$ 18,825,849	\$ 17,053,882
OTHER SOURCES AND USES		
TRANSFERS IN:		
UNRESTRICTED FUND	\$ 717,172	\$ 568,795
UNEXPENDED PLANT FUND	-	-
UNEXPENDED PLANT FUND - LIBRARY	-	-
TRANSFERS OUT:		
UNRESTRICTED FUND	(717,172)	(568,795)
UNEXPENDED PLANT FUND	-	-
TOTAL OTHER SOURCES AND USES	\$ -	\$ -
	\$ -	-

PANOLA COLLEGE
 CURRENT UNRESTRICTED FUND REVENUES AND EXPENDITURES
 2010-11 BUDGET & 2009-10 BUDGET COMPARISON

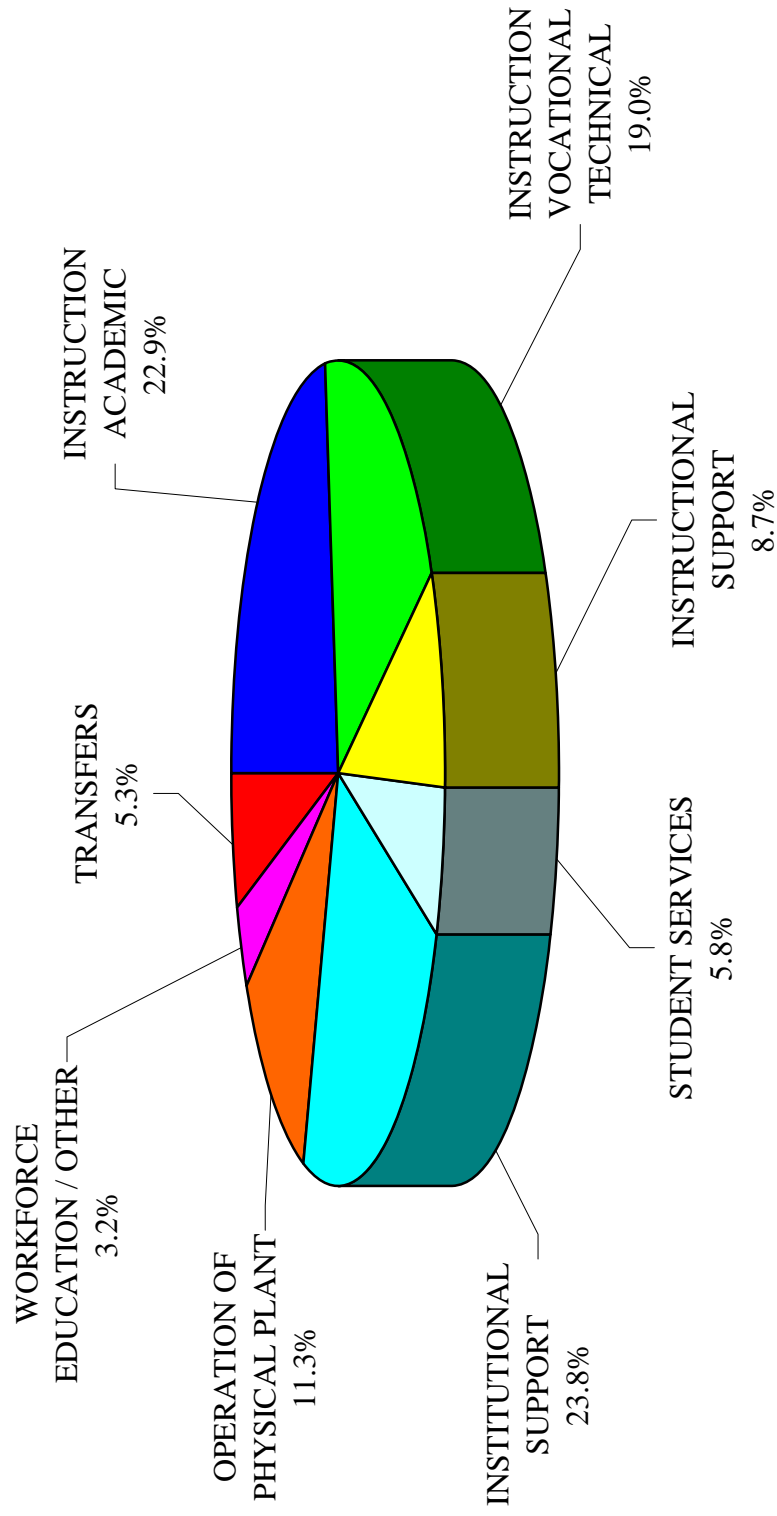
REVENUE SOURCE	CARTHAGE CAMPUS	MARSHALL CENTER	SHELBY CENTER	2010-11 BUDGET	2009-10 BUDGET
TUITION AND FEES	\$ 3,361,500	\$ 278,050	\$ 510,450	\$ 4,150,000	\$ 3,655,000
LOCAL TAXES	5,100,000			5,100,000	4,900,000
STATE APPROPRIATIONS (ALLOCATED)	3,229,070	83,636	323,634	3,636,340	3,826,099
INTEREST INCOME	175,000			175,000	150,000
TRANSFER FROM UNEXPENDED RESERVES	0			0	0
OTHER REVENUES	253,036	15,815	126,518	395,369	327,323
TOTAL REVENUES	\$ 12,118,606	\$ 377,501	\$ 960,602	\$ 13,456,709	\$ 12,858,422
EXPENDITURES					
INSTRUCTION ACADEMIC	\$ 2,577,104	\$ 176,855	\$ 333,634	\$ 3,087,593	\$ 2,981,785
INSTRUCTION VOCATIONAL TECHNICAL	2,022,839	2,289	524,954	2,550,081	2,401,350
INSTRUCTIONAL SUPPORT	1,168,898	-	-	1,168,898	1,089,475
STUDENT SERVICES	777,894	-	-	777,894	782,058
INSTITUTIONAL SUPPORT	3,207,212	-	-	3,207,212	3,182,247
OPERATION OF PHYSICAL PLANT	1,466,808	4,200	46,000	1,517,008	1,507,128
WORKFORCE EDUCATION / OTHER	362,651	23,150	45,050	430,851	345,584
TRANSFERS TO UNEXPENDED RESERVES				-	-
TRANSFERS TO OTHER FUNDS	717,172			717,172	568,795
TOTAL EXPENDITURES	\$ 12,300,578	\$ 206,494	\$ 949,638	\$ 13,456,709	\$ 12,858,422

Current Unrestricted Funds

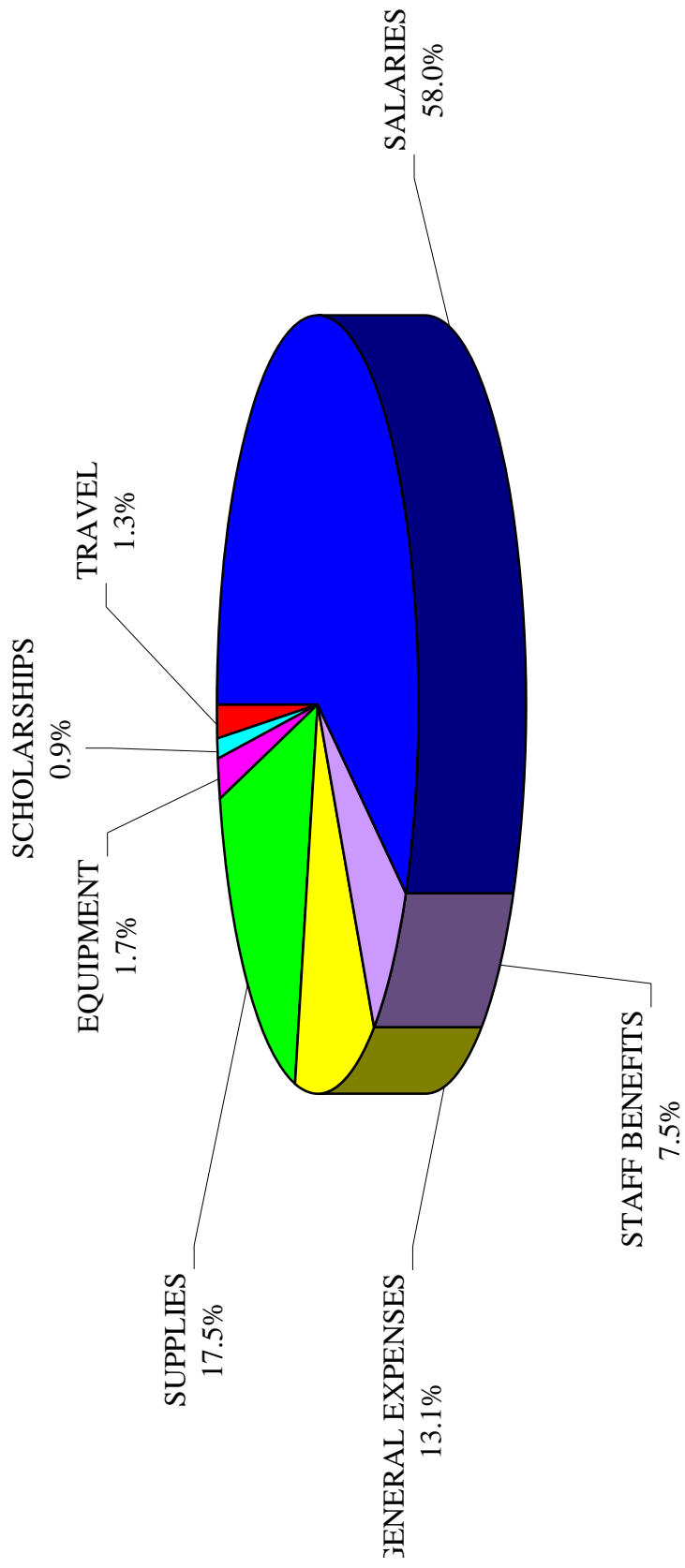
Revenues By Major Function



Current Unrestricted Fund Expenditures By Function



Current Unrestricted Fund Expenditures By Major Object



PANOLA COLLEGE
 CURRENT UNRESTRICTED FUND EXPENDITURES
 EXPENDITURE FUNCTIONAL BUDGET
 2010-11

EXPENDITURES	CARTHAGE CAMPUS	MARSHALL CENTER	SHELBY CENTER	TOTAL 2010-11
ACADEMIC INSTRUCTION:				
INSTRUCTIONAL ADMINISTRATION	\$ 226,962	\$ 53,399	\$ 166,720	\$ 447,081
BIOLOGY	356,994		32,489	389,483
PHYSICS / CHEMISTRY	71,313		8,716	80,029
PHYSICAL EDUCATION	188,567	68	3,264	191,899
WELLNESS CENTER	21,632			21,632
VOCAL MUSIC	101,002			101,002
INSTRUMENTAL MUSIC	177,674			177,674
SPEECH	81,690	1,632		83,322
DRAMA	118,414			118,414
ART	84,953	3,264	3,851	92,068
SPANISH	57,067		1,632	58,699
ENGLISH	217,554	10,436	19,586	247,576
EDUCATION	58,645			58,645
JOURNALISM	61,008			61,008
MATHEMATICS	234,484	9,098	8,570	252,152
POLITICAL SCIENCE	67,028	3,823		70,851
HISTORY	86,640	2,771	9,281	98,692
SOCIOLOGY	59,471		1,632	61,103
BUSINESS	65,809			65,809
PSYCHOLOGY	80,500	11,243	2,254	93,997
DEVELOPMENTAL SKILLS	159,697	8,977	10,569	179,243
ACADEMIC RELATED	-	72,144	65,070	137,214
TOTAL ACADEMIC INSTRUCTION	2,577,104	176,855	333,634	3,087,593
OTHER INSTRUCTION				
WORKFORCE EDUCATION	294,140	23,150	45,050	362,340
EMT PROGRAM	68,511			68,511
TOTAL OTHER INSTRUCTION	362,651	23,150	45,050	430,851

PANOLA COLLEGE
 CURRENT UNRESTRICTED FUND EXPENDITURES
 EXPENDITURE FUNCTIONAL BUDGET
 2010-11

EXPENDITURES	CARTHAGE CAMPUS	MARSHALL CENTER	SHELBY CENTER	TOTAL 2010-11
VOCATIONAL TECHNICAL INSTRUCTION				
OFFICE SYSTEMS TECHNOLOGY	72,190			72,190
COMPUTER INFORMATION SYSTEMS	242,634		3,531	246,165
WELDING (Allocated)	98,936		98,936	197,872
COSMETOLOGY	76,859		102,643	179,502
OCCUPATIONAL THERAPY ASSISTING	218,057			218,057
HEALTH INFORMATION TECHNOLOGY	157,426	2,289	979	160,694
ASSOCIATE DEGREE NURSING	837,872			837,872
VOCATIONAL NURSING (Allocated)	203,043		203,043	406,085
INDUSTRIAL TECHNOLOGY (Allocated)	115,822		115,822	231,644
TOTAL VOCATIONAL TECHNICAL INSTRUCTION	2,022,839	2,289	524,954	2,550,081
INSTRUCTIONAL SUPPORT				
LIBRARY	436,484			436,484
DISTANCE LEARNING	404,349			404,349
COMPUTER SERVICES	328,065			328,065
TOTAL INSTRUCTIONAL SUPPORT	1,168,898	-	-	1,168,898
INSTITUTIONAL SUPPORT				
GOVERNING BOARD OF TRUSTEES	43,288			43,288
PRESIDENT'S OFFICE	264,329			264,329
BUSINESS & FISCAL MANAGEMENT	470,741			470,741
COLLEGE RELATIONS / SERVICES	211,132			211,132
GRANTS	31,432			31,432
GENERAL INSTITUTIONAL	1,923,829			1,923,829
CAMPUS SECURITY	191,213			191,213
STAFF BENEFITS	61,079			61,079
INSTITUTIONAL RESEARCH	5,119			5,119
INSTITUTIONAL EFFECTIVENESS / SACS	5,050			5,050
TOTAL INSTITUTIONAL SUPPORT	3,207,212	-	-	3,207,212

PANOLA COLLEGE
 CURRENT UNRESTRICTED FUND EXPENDITURES
 EXPENDITURE FUNCTIONAL BUDGET
 2010-11

EXPENDITURES	CARTHAGE CAMPUS	MARSHALL CENTER	SHELBY CENTER	TOTAL 2010-11
STUDENT SERVICES				
STUDENT SERVICES ADMINISTRATION	205,611			205,611
ADMISSIONS & REGISTRAR	200,950			200,950
STUDENT ACTIVITIES	44,607			44,607
STUDENT SENATE	3,075			3,075
FINANCIAL AID	120,170			120,170
GUIDANCE & COUNSELING	100,620			100,620
TESTING	101,911			101,911
HONORS PROGRAM	950			950
TOTAL STUDENT SERVICES	777,894	-	-	777,894
PHYSICAL PLANT				
GENERAL SERVICES	1,121,008			1,121,008
UTILITIES	345,800	4,200	46,000	396,000
TOTAL PHYSICAL PLANT	1,466,808	4,200	46,000	1,517,008
TOTAL EXPENDITURES BEFORE TRANSFERS AND OTHER USES	11,583,406	206,494	949,638	12,739,537
TRANSFERS				
TRANSFER TO AUXILIARY	261,335			261,335
TRANSFER TO GENERAL SCHOLARSHIPS	455,837			455,837
TOTAL TRANSFERS	717,172	-	-	717,172
TOTAL EXPENDITURES AND TRANSFERS	\$ 12,300,578	\$ 206,494	\$ 949,638	\$ 13,456,709

PANOLA COLLEGE
CURRENT UNRESTRICTED FUND EXPENDITURES
EXPENDITURES OBJECT BUDGET
2010-11

FUNCTION	SALARIES	STAFF BENEFITS	GENERAL EXPENSES	SUPPLIES	EQUIPMENT	SCHOLAR-SHIPS	TRAVEL	TOTAL WITHOUT SALARIES	TOTAL BUDGET 2010-11
CARTHAGE CAMPUS									
ACADEMIC INSTRUCTION:									
ACADEMIC ADMINISTRATION	\$ 179,262	\$ 21,950	\$ 21,450	\$ 1,300	\$ -	\$ -	\$ 3,000	\$ 47,700	\$ 226,962
BIOLOGY	323,946	34,232	6,135	14,900	7,480	-	2,790	65,537	389,483
PHYSICS / CHEMISTRY	61,588	6,583	958	4,400	4,800	-	1,700	18,441	80,029
PHYSICAL EDUCATION	172,182	18,217	400	1,100	-	-	-	19,717	191,899
WELLNESS CENTER	3,500	32	100	11,800	6,200	-	-	18,132	21,632
VOCAL MUSIC	58,595	6,331	1,475	7,846	-	22,800	3,955	42,407	101,002
INSTRUMENTAL MUSIC	113,625	11,114	735	10,200	-	39,000	3,000	64,049	177,674
SPEECH	71,988	7,684	1,000	1,100	-	-	1,550	11,334	83,322
DRAMA	56,106	6,008	1,950	10,050	1,000	37,000	6,300	62,308	118,414
ART	72,993	8,792	993	1,200	-	7,440	650	19,075	92,068
SPANISH	50,694	5,680	425	300	-	-	1,600	8,005	58,699
ENGLISH	216,465	23,741	2,370	4,400	-	-	600	31,111	247,576
EDUCATION	51,045	4,215	1,560	975	-	-	850	7,600	58,645
JOURNALISM	44,446	5,162	750	4,550	-	4,200	1,900	16,562	61,008
MATHEMATICS	217,732	26,990	3,030	2,400	1,000	-	1,000	34,420	252,152
POLITICAL SCIENCE	59,784	7,922	2,045	400	-	-	700	11,067	70,851
HISTORY	87,166	7,196	1,830	1,000	-	-	1,500	11,526	98,692
SOCIOLOGY	51,254	5,724	725	500	-	-	2,900	9,849	61,103
BUSINESS	56,978	7,591	385	50	-	-	805	8,831	65,809
PSYCHOLOGY	84,091	8,436	970	200	-	-	300	9,906	93,997
DEVELOPMENTAL SKILLS	153,079	15,029	2,185	2,100	-	-	6,850	26,164	179,243
TOTAL ACADEMIC INSTRUCTION	2,186,519	238,629	51,471	80,771	20,480	110,440	41,950	543,741	2,730,260

PANOLA COLLEGE
CURRENT UNRESTRICTED FUND EXPENDITURES
EXPENDITURES OBJECT BUDGET
2010-11

FUNCTION	STAFF		GENERAL		EQUIPMENT	SCHOLAR- SHIPS	TRAVEL	TOTAL WITHOUT SALARIES	TOTAL BUDGET 2010-11
	SALARIES	BENEFITS	EXPENSES	SUPPLIES					
CARTHAGE CAMPUS									
VOCATIONAL INSTRUCTION									
OFFICE SYSTEMS TECHNOLOGY	\$ 59,805	\$ 7,695	\$ 890	\$ 3,300	\$ -	\$ -	\$ 500	\$ 12,385	\$ 72,190
COMPUTER INFORMATION SYSTEMS	190,223	24,427	2,415	8,250	20,000	-	850	55,942	246,165
WELDING (Allocated)	63,334	5,677	1,325	21,800	5,000	-	1,800	35,602	98,936
COSMETOLOGY	60,266	6,468	1,075	8,300	-	-	750	16,593	76,859
OCCUPATIONAL THERAPY ASSISTING	184,822	19,213	6,144	4,000	1,600	-	2,278	33,235	218,057
HEALTH INFORMATION TECHNOLOGY	131,745	13,864	3,385	9,200	-	-	2,500	28,949	160,694
ASSOCIATE DEGREE NURSING	733,494	76,936	7,684	4,480	1,600	-	13,678	104,378	837,872
VOCATIONAL NURSING (Allocated)	174,703	19,699	2,225	1,500	-	-	4,917	28,340	203,043
INDUSTRIAL TECHNOLOGY (Allocated)	96,257	10,616	3,250	2,600	1,000	-	2,100	19,566	115,822
TOTAL VOCATIONAL TECHNICAL INSTRUCTION	1,694,648	184,594	28,393	63,430	29,200	-	29,373	334,990	2,029,638
INSTRUCTIONAL SUPPORT									
LIBRARY	274,616	34,668	3,700	70,500	50,000	-	3,000	161,868	436,484
DISTANCE LEARNING	319,567	34,766	3,950	43,066	-	-	3,000	84,782	404,349
COMPUTER SERVICES	225,937	25,239	250	42,689	27,700	-	6,250	102,128	328,065
TOTAL INSTRUCTIONAL SUPPORT	820,120	94,673	7,900	156,255	77,700	-	12,250	348,778	1,168,898
OTHER INSTRUCTIONAL									
WORKFORCE EDUCATION	199,732	22,335	20,450	47,823	800	-	3,000	94,408	294,140
EMT PROGRAM	53,702	5,514	1,420	2,000	4,375	-	1,500	14,809	68,511
TOTAL OTHER INSTRUCTIONAL	253,434	27,849	21,870	49,823	5,175	-	4,500	109,217	362,651

PANOLA COLLEGE
CURRENT UNRESTRICTED FUND EXPENDITURES
EXPENDITURES OBJECT BUDGET
2010-11

FUNCTION	SALARIES	STAFF BENEFITS	GENERAL EXPENSES	SUPPLIES	EQUIPMENT	SCHOLAR-SHIPS	TRAVEL	TOTAL WITHOUT SALARIES	TOTAL BUDGET 2010-11
CARTHAGE CAMPUS									
INSTITUTIONAL SUPPORT									
GOVERNING BOARD OF TRUSTEES	-	30,538	5,450	3,800	-	-	3,500	43,288	43,288
PRESIDENT'S OFFICE	215,928	33,378	1,770	2,600	-	-	10,653	48,401	264,329
BUSINESS & FISCAL MANAGEMENT	385,091	44,185	14,715	17,450	2,500	-	6,800	85,650	470,741
COLLEGE RELATIONS / SERVICES	105,663	11,662	88,532	3,150	-	-	2,125	105,469	211,132
GRANTS	25,304	3,583	825	400	-	-	1,320	6,128	31,432
GENERAL INSTITUTIONAL	44,475	7,170	352,585	1,512,999	-	6,600	-	1,879,354	1,923,829
CAMPUS SECURITY	144,373	38,215	1,175	3,975	1,075	-	2,400	46,840	191,213
STAFF BENEFITS	-	61,079	-	-	-	-	-	61,079	61,079
INSTITUTIONAL RESEARCH	3,425	284	335	275	-	-	800	1,694	5,119
INSTITUTIONAL EFFECTIVENESS / SACS	-	-	50	-	-	-	5,000	5,050	5,050
TOTAL INSTITUTIONAL SUPPORT	924,259	230,094	465,437	1,544,649	3,575	6,600	32,598	2,282,953	3,207,212
STUDENT SERVICES									
STUDENT SERVICES ADMINISTRATION	144,105	19,606	28,200	4,200	-	-	9,500	61,506	205,611
ADMISSIONS & REGISTRAR	157,534	19,691	15,925	5,300	-	-	2,500	43,416	200,950
STUDENT ACTIVITIES	23,381	3,126	17,250	850	-	-	-	21,226	44,607
STUDENT SENATE	-	-	175	100	-	-	2,800	3,075	3,075
FINANCIAL AID	101,145	11,775	2,950	800	-	-	3,500	19,025	120,170
GUIDANCE & COUNSELING	88,780	9,340	525	475	-	-	1,500	11,840	100,620
TESTING	69,814	7,462	2,920	18,565	-	-	3,150	32,097	101,911
HONORS PROGRAM	-	-	80	40	-	-	830	950	950
TOTAL STUDENT SERVICES	584,759	71,000	68,025	30,330	-	-	23,780	193,135	777,894

PANOLA COLLEGE
CURRENT UNRESTRICTED FUND EXPENDITURES
EXPENDITURES OBJECT BUDGET
2010-11

FUNCTION	SALARIES	STAFF BENEFITS	GENERAL EXPENSES	SUPPLIES	EQUIPMENT	SCHOLAR-SHIPS	TRAVEL	TOTAL WITHOUT SALARIES	TOTAL BUDGET 2010-11
CARTHAGE CAMPUS									
PHYSICAL PLANT									
GENERAL SERVICES	634,382	85,726	650	300,750	89,000	-	10,500	486,626	1,121,008
UTILITIES	-	-	345,800	-	-	-	-	345,800	345,800
TOTAL PHYSICAL PLANT	634,382	85,726	346,450	300,750	89,000	-	10,500	832,426	1,466,808
TRANSFERS									
TRANSFER TO AUXILIARY	-	-	274,505	-	-	-	-	274,505	274,505
TRANSFER TO GENERAL SCHOLARSHIPS	-	-	455,837	-	-	-	-	455,837	455,837
TOTAL TRANSFERS	-	-	730,342	-	-	-	-	730,342	730,342
TOTAL CARTHAGE CAMPUS	7,098,121	932,565	1,719,888	2,226,008	225,130	117,040	154,951	5,375,582	12,473,703
MARSHALL CENTER									
MARSHALL MALL CENTER	61,405	6,336	8,702	47,600	-	-	1,500	64,138	125,543
WORKFORCE EDUCATION	18,000	-	1,500	3,650	-	-	-	5,150	23,150
TOTAL MARSHALL CENTER	79,405	6,336	10,202	51,250	-	-	1,500	69,288	148,693
SHELBY CENTER									
SHELBY COLLEGE CENTER	159,266	21,039	15,095	32,790	-	-	3,600	72,524	231,790
VOCATIONAL NURSING (Allocated)	174,703	19,699	2,225	1,500	-	-	4,917	28,340	203,043
WELDING (Allocated)	63,334	5,677	1,325	21,800	5,000	-	1,800	35,602	98,936
COSMETOLOGY	82,641	9,927	1,025	8,300	-	-	750	20,002	102,643
INDUSTRIAL TECHNOLOGY (Allocated)	96,257	10,616	3,250	2,600	1,000	-	2,100	19,566	115,822
WORKFORCE EDUCATION	33,000	-	7,000	5,050	-	-	-	12,050	45,050
TOTAL SHELBY CENTER	609,200	66,957	29,920	72,040	6,000	-	13,167	188,084	797,284
GRAND TOTAL ALL ALLOCATIONS	\$ 7,786,726	\$ 1,005,858	\$ 1,760,010	\$ 2,349,298	\$ 231,130	\$ 117,040	\$ 169,617	\$ 5,632,953	\$ 13,419,679

PANOLA COLLEGE
 AUXILIARY FUNDS
 2010-11 & 2009-10 BUDGET COMPARISON

<u>REVENUE SOURCE</u>	<u>2010-11 BUDGET</u>	<u>2009-10 BUDGET</u>
COLLEGE STORE SALES	\$ 900,000	\$ 870,000
FOOD SERVICE	440,000	440,000
HOUSING	400,000	400,000
INTEREST INCOME	6,000	6,000
MISCELLANEOUS	15,000	15,000
TRANSFERS IN FROM UNRESTRICTED	261,335	176,824
TOTAL REVENUE	<u>\$ 2,022,335</u>	<u>\$ 1,907,824</u>
<u>EXPENDITURES</u>		
COLLEGE STORE	\$ 815,262	\$ 759,372
FOOD SERVICE	457,500	427,040
ATHLETICS	701,349	675,806
HOUSING	48,224	45,606
TOTAL EXPENDITURES	<u>\$ 2,022,335</u>	<u>\$ 1,907,824</u>

PANOLA COLLEGE
 AUXILIARY FUND
 EXPENDITURES OBJECT BUDGET
 2010-11

FUNCTION	STAFF			GENERAL			EQUIPMENT			SCHOLAR-		TRAVEL		TOTAL	
	SALARIES	BENEFITS	EXPENSES	SUPPLIES	SUPPLIES	EQUIPMENT	SHIPS	SHIPS	TRAVEL	SALARIES	SALARIES	WITHOUT	TOTAL	BUDGET	2010-11
ATHLETICS															
MEN'S BASKETBALL	\$ 36,165	\$ 12,528	\$ 21,580	\$ 15,675	\$ -	\$ -	\$ 45,500	\$ 5,400	\$ 5,400	\$ 100,683	\$ 136,848				
MEN'S BASEBALL	33,859	11,557	34,627	16,250	-	-	76,000	6,000	6,000	144,434	178,293				
WOMEN'S BASKETBALL	38,149	12,811	20,585	17,300	-	-	54,200	5,400	5,400	110,296	148,445				
ATHLETIC DIRECTOR	7,500	-	26,000	1,650	-	-	-	-	-	27,650	35,150				
RODEO TEAM	21,670	1,790	16,600	11,500	-	-	21,500	1,500	1,500	52,890	74,560				
VOLLEYBALL	36,737	10,441	22,675	11,000	-	-	42,300	4,900	4,900	91,316	128,053				
TOTAL ATHLETICS	174,080	49,127	142,067	73,375	-	-	239,500	23,200	23,200	527,269	701,349				
COLLEGE STORE	34,328	13,249	12,860	754,375	-	-	-	450	450	780,934	815,262				
FOOD SERVICE	-	-	-	457,500	-	-	-	-	-	457,500	457,500				
RESIDENCE LIFE	17,955	3,119	14,550	12,600	-	-	-	-	-	30,269	48,224				
TOTAL AUXILIARY FUNDS	\$ 226,363	\$ 65,495	\$ 169,477	\$ 1,297,850	\$ -	\$ -	\$ 239,500	\$ 23,650	\$ 23,650	\$ 1,795,972	\$ 2,022,335				

PANOLA COLLEGE
 CURRENT RESTRICTED FUND REVENUES
 2010-11 BUDGET

	TOTAL 2010-11
LOCAL SOURCES	
TRANSFERS IN FROM UNRESTRICTED FUND	\$ 455,837
INTEREST / ROYALTY INCOME	25,000
	480,837
TOTAL LOCAL SOURCES	
STATE SOURCES	
TEXAS GRANTS	130,000
ADULT BASIC EDUCATION GRANTS	75,000
	205,000
TOTAL STATE SOURCES	
FEDERAL SOURCES	
PELL AWARDS	3,000,000
SEOG AWARDS	40,482
CWS AWARDS	35,984
CARL PERKINS GRANT	146,000
ADULT BASIC EDUCATION GRANTS	155,674
	3,378,140
TOTAL FEDERAL SOURCES	
TOTAL CURRENT RESTRICTED FUND REVENUES	\$ 4,063,977

PANOLA COLLEGE
 CURRENT RESTRICTED FUND EXPENDITURES
 2010-11 BUDGET

	<u>TOTAL 2010-11</u>
LOCAL SOURCES	
TUITION & FEES SCHOLARSHIPS	<u>\$ 480,837</u>
TOTAL LOCAL SOURCES	<u>480,837</u>
STATE SOURCES	
TEXAS GRANTS	130,000
ADULT BASIC EDUCATION GRANTS	<u>75,000</u>
TOTAL STATE SOURCES	<u>205,000</u>
FEDERAL SOURCES	
PELL AWARDS	3,000,000
SEOG AWARDS	40,482
CWS AWARDS	35,984
CARL PERKINS GRANT	146,000
ADULT BASIC EDUCATION GRANTS	<u>155,674</u>
TOTAL FEDERAL SOURCES	<u>3,378,140</u>
TOTAL CURRENT RESTRICTED FUND REVENUES	<u><u>\$ 4,063,977</u></u>

PANOLA COLLEGE
UNEXPENDED PLANT FUND
2010-11 BUDGET

	<u>TOTAL 2010-11</u>
<u>REVENUES</u>	
INTEREST EARNINGS	<u>\$ 25,000</u>
TOTAL REVENUES	<u>25,000</u>
<u>EXPENDITURES</u>	
TOTAL EXPENDITURES	<u>-</u>
<u>OTHER USES</u>	
TOTAL OTHER USES	<u>-</u>
ACCUMULATION OF CASH RESERVES	<u><u>\$ 25,000</u></u>