

PANOLA
COLLEGE

EST  1947

BUDGET
FISCAL YEAR
2019-2020

PANOLA COLLEGE

TABLE OF CONTENTS 2019-2020 BUDGET

BUDGET & BUDGET COMPARISON (ALL FUNDS)	1
CURRENT UNRESTRICTED FUNDS REVENUES AND EXPENDITURES	
Budget & Budget Comparison	2
Graph - Revenue by Major Function	3
Graph - Expenditures by Function	4
Graph - Expenditures by Object	5
Expenditure Functional Budget	6-8
Expenditure Object Budget	9-12
AUXILIARY FUND	
Budget & Budget Comparison	13
Expenditure Object Budget	14
CURRENT RESTRICTED FUND BUDGET	15
CAPITAL IMPROVEMENTS FUND BUDGET	16

PANOLA COLLEGE
 BUDGET AND BUDGET COMPARISON
 ALL FUNDS COMBINED
 2019-20 AND 2018-19

	2019-20 BUDGET	ORIGINAL 2018-19 BUDGET	CHANGE	PERCENT CHANGE
<u>REVENUES AND OTHER SOURCES</u>				
TUITION AND FEES	\$ 6,547,714	\$ 6,498,608	\$ 49,106	0.76%
LOCAL TAXES	6,450,000	5,975,000	475,000	7.95%
STATE APPROPRIATIONS	4,861,782	5,073,686	(211,904)	-4.18%
STATE GRANTS	344,346	517,405	(173,059)	-33.45%
FEDERAL GRANTS	649,548	674,152	(24,604)	-3.65%
INTEREST / OTHER INCOME	848,700	848,700	-	0.00%
AUXILIARY INCOME	2,977,000	2,977,000	-	0.00%
(ACCUMULATION)/ USE OF CASH RESERVES	(1,100,000)	(1,100,000)	-	0.00%
TOTAL REVENUES	<u>\$ 21,579,090</u>	<u>\$ 21,464,551</u>	<u>\$ 114,539</u>	<u>0.53%</u>
<u>EXPENDITURES</u>				
UNRESTRICTED FUND EXPENDITURES	\$ 17,186,157	\$ 16,906,481	\$ 279,676	1.65%
AUXILIARY FUND EXPENDITURES	3,274,039	3,321,513	(47,474)	-1.43%
RESTRICTED FUND EXPENDITURES	993,894	1,191,557	(197,663)	-16.59%
BUDGETED CONSTRUCTION PROJECTS	125,000	45,000	80,000	177.78%
TOTAL EXPENDITURES	<u>\$ 21,579,090</u>	<u>\$ 21,464,551</u>	<u>\$ 114,539</u>	<u>0.53%</u>

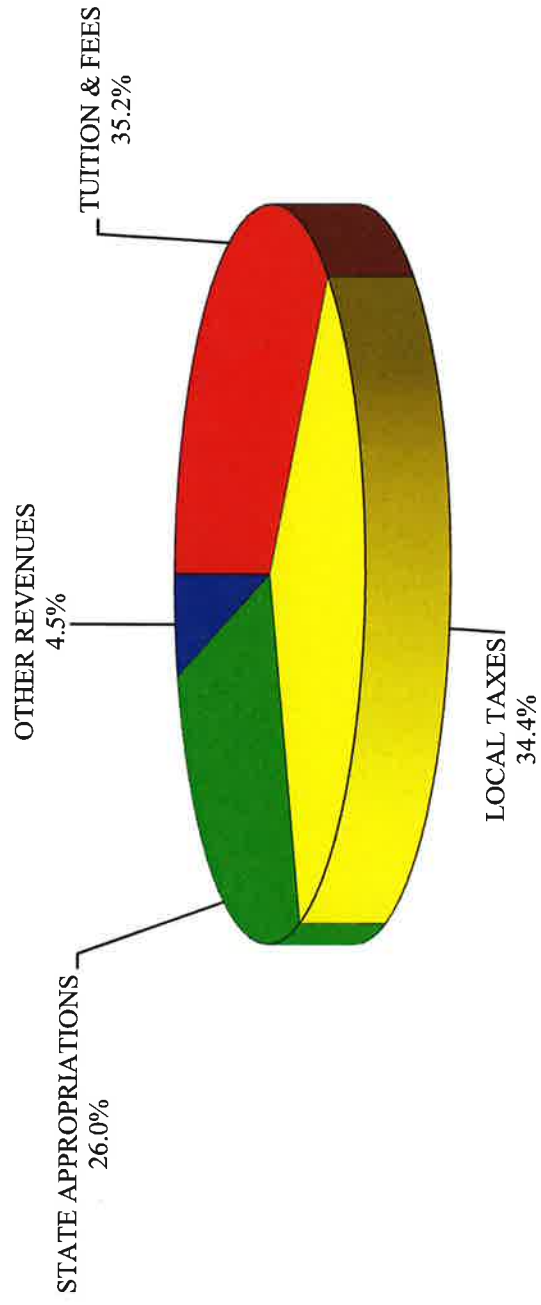
In compliance with HB 1495, Panola College estimates the amount of expenditures in FY 19-20 for directly or indirectly influencing or attempting to influence the outcome of legislation or administrative action to be approximately \$4,000. This is related to our employee membership dues in organizations such as TACC and TASB. A small portion of the membership fees these organizations receive is spent on advocacy or to influence legislation related to community colleges.

PANOLA COLLEGE
 CURRENT UNRESTRICTED FUND REVENUES AND EXPENDITURES
 2019-20 BUDGET & 2018-19 BUDGET COMPARISON

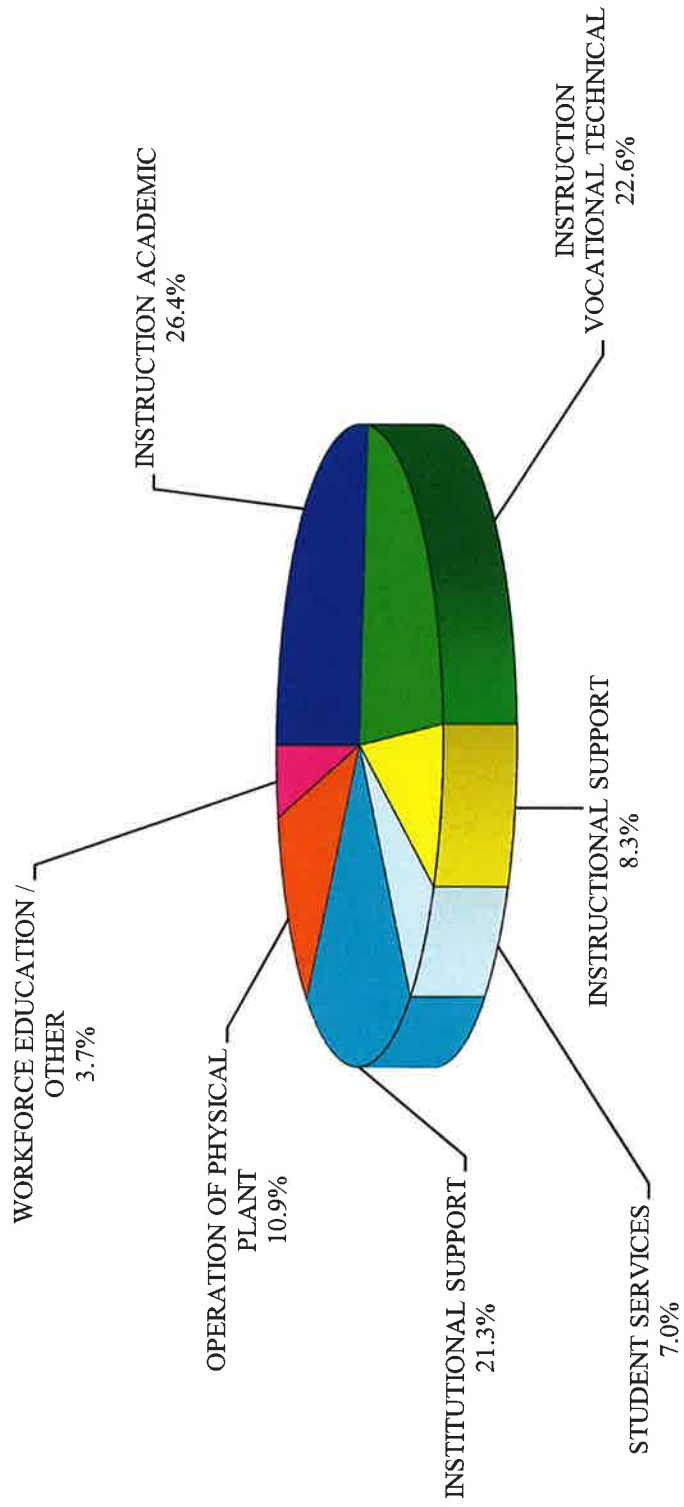
<u>REVENUE SOURCE</u>	CARTHAGE CAMPUS	MARSHALL CENTER	SHELBY CENTER	2019-20 BUDGET	ORIGINAL 2018-19 BUDGET
TUITION AND FEES	\$ 5,795,013	\$ 173,497	\$ 579,204	\$ 6,547,714	\$ 6,498,608
LOCAL TAXES	6,450,000	-	-	6,450,000	5,975,000
STATE APPROPRIATIONS (ALLOCATED)	4,317,263	131,754	412,765	4,861,782	5,073,686
INTEREST INCOME	120,000	-	-	120,000	120,000
TRANSFERS-IN FROM UNEXPENDED RESERVES	-	-	-	-	-
OTHER REVENUES	401,252	264,417	50,831	716,500	716,500
TOTAL REVENUES	\$ 17,083,528	\$ 569,668	\$ 1,042,800	\$ 18,695,996	\$ 18,383,794
<u>EXPENDITURES</u>					
INSTRUCTION ACADEMIC	\$ 3,909,896	\$ 242,834	\$ 377,625	\$ 4,530,355	\$ 4,482,529
INSTRUCTION VOCATIONAL TECHNICAL	3,182,788	11,822	685,142	3,879,752	3,827,289
INSTRUCTIONAL SUPPORT	1,421,594	-	-	1,421,594	1,379,204
STUDENT SERVICES	1,204,783	-	-	1,204,783	1,156,902
INSTITUTIONAL SUPPORT	3,654,753	-	-	3,654,753	3,569,807
OPERATION OF PHYSICAL PLANT	1,801,580	6,100	59,500	1,867,180	1,864,557
WORKFORCE EDUCATION / OTHER	357,125	249,000	21,615	627,740	626,193
TOTAL EXPENDITURES	\$ 15,532,519	\$ 509,756	\$ 1,143,882	\$ 17,186,157	\$ 16,906,481
TRANSFERS TO OTHER FUNDS	1,509,839	-	-	1,509,839	1,477,313
TOTAL EXPENDITURES AND TRANSFERS-OUT	\$ 17,042,358	\$ 509,756	\$ 1,143,882	\$ 18,695,996	\$ 18,383,794

Current Unrestricted Funds

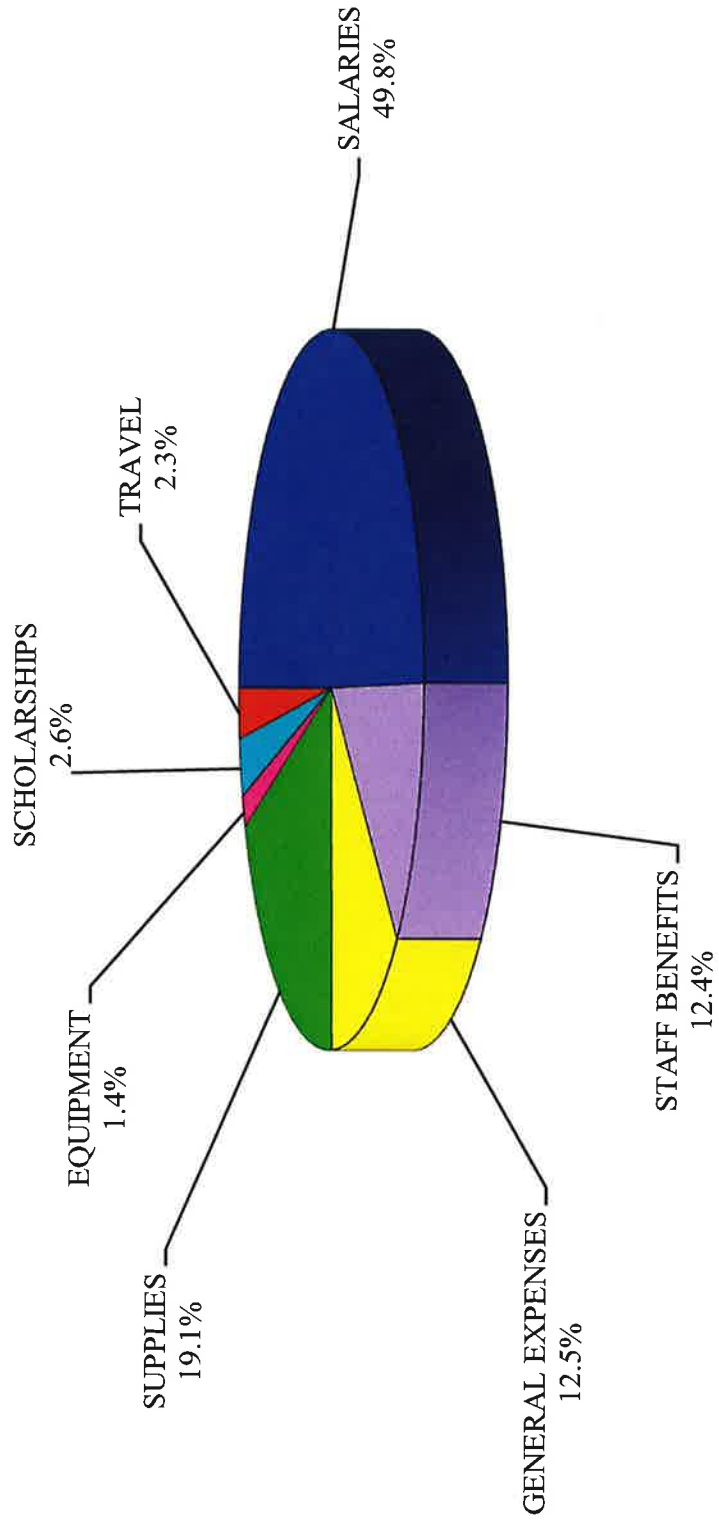
Revenues by Major Function



Current Unrestricted Fund Expenditures by Function



Current Unrestricted Fund Expenditures by Object



PANOLA COLLEGE
 CURRENT UNRESTRICTED FUND EXPENDITURES
 EXPENDITURE FUNCTIONAL BUDGET
 2019-20

EXPENDITURES	CARTHAGE CAMPUS	MARSHALL CENTER	SHELBY CENTER	TOTAL 2019-20
<u>ACADEMIC INSTRUCTION</u>				
INSTRUCTIONAL ADMINISTRATION	\$ 266,438	\$ -	\$ -	\$ 266,438
DEAN ARTS/ SCIENCE	263,816	-	-	263,816
DEAN ARTS/ SCIENCE	122,606	-	-	122,606
BIOLOGY	522,534	10,053	80,492	613,079
PHYSICS / CHEMISTRY	86,294	-	-	86,294
PHYSICAL EDUCATION	320,310	7,808	-	328,118
WELLNESS CENTER	19,201	-	-	19,201
VOCAL MUSIC	143,103	-	-	143,103
INSTRUMENTAL MUSIC	125,396	-	-	125,396
SPEECH	152,393	1,389	-	153,782
DRAMA	176,257	-	-	176,257
ART	97,748	-	-	97,748
SPANISH	89,867	-	1,389	91,256
ENGLISH	364,363	13,186	9,021	386,570
EDUCATION	87,602	-	-	87,602
JOURNALISM	19,701	-	-	19,701
MATHEMATICS	164,620	5,553	7,635	177,808
POLITICAL SCIENCE	100,364	4,081	-	104,445
HISTORY	187,860	5,553	8,329	201,742
SOCIOLOGY	86,922	-	-	86,922
BUSINESS	100,205	-	-	100,205
PSYCHOLOGY	107,293	-	7,371	114,664
DEVELOPMENTAL SKILLS	305,003	-	6,246	311,249
ACADEMIC RELATED	-	195,211	257,142	452,353
TOTAL ACADEMIC INSTRUCTION	\$ 3,909,896	\$ 242,834	\$ 377,625	\$ 4,530,355
<u>OTHER INSTRUCTION</u>				
WORKFORCE EDUCATION	\$ 357,125	\$ 249,000	\$ 21,615	\$ 627,740
TOTAL OTHER INSTRUCTION	\$ 357,125	\$ 249,000	\$ 21,615	\$ 627,740

PANOLA COLLEGE
 CURRENT UNRESTRICTED FUND EXPENDITURES
 EXPENDITURE FUNCTIONAL BUDGET
 2019-20

EXPENDITURES	CARTHAGE CAMPUS	MARSHALL CENTER	SHELBY CENTER	TOTAL 2019-20
<u>VOCATIONAL TECHNICAL INSTRUCTION</u>				
AGRICULTURE	\$ 17,915	\$ -	\$ -	\$ 17,915
OFFICE SYSTEMS TECHNOLOGY	124,681	-	-	124,681
COMPUTER INFORMATION SYSTEMS	182,768	5,553	-	188,321
WELDING	98,631	-	137,762	236,393
COSMETOLOGY	158,318	-	94,329	252,647
MEDICAL LABORATORY TECHNICIAN	143,844	-	-	143,844
MEDICAL ASSISTANT	90,770	-	-	90,770
OCCUPATIONAL THERAPY ASSISTING	362,756	-	-	362,756
HEALTH INFORMATION TECHNOLOGY	196,655	-	-	196,655
ASSOCIATE DEGREE NURSING	1,031,591	-	-	1,031,591
VOCATIONAL NURSING	233,569	-	336,823	570,392
CERTIFIED NURSE AID	90,777	6,269	13,007	110,053
EMERGENCY MEDICAL TECHNICIAN	139,138	-	-	139,138
INDUSTRIAL TECHNOLOGY	311,375	-	103,221	414,596
TOTAL VOCATIONAL TECHNICAL INSTRUCTION	\$ 3,182,788	\$ 11,822	\$ 685,142	\$ 3,879,752
<u>INSTRUCTIONAL SUPPORT</u>				
LIBRARY	\$ 480,726	\$ -	\$ -	\$ 480,726
DISTANCE LEARNING	404,529	-	-	404,529
COMPUTER SERVICES	536,339	-	-	536,339
TOTAL INSTRUCTIONAL SUPPORT	\$ 1,421,594	\$ -	\$ -	\$ 1,421,594
<u>INSTITUTIONAL SUPPORT</u>				
GOVERNING BOARD OF TRUSTEES	\$ 69,376	\$ -	\$ -	\$ 69,376
PRESIDENT'S OFFICE	333,735	-	-	333,735
BUSINESS & FISCAL MANAGEMENT	685,384	-	-	685,384
COLLEGE RELATIONS / SERVICES	296,730	-	-	296,730
GRANTS	45,580	-	-	45,580
GENERAL INSTITUTIONAL	1,445,545	-	-	1,445,545
CAMPUS SECURITY	400,474	-	-	400,474
STAFF BENEFITS	207,500	-	-	207,500
INSTITUTIONAL RESEARCH	96,450	-	-	96,450
INSTITUTIONAL EFFECTIVENESS / SACSCOC	52,229	-	-	52,229
QUALITY ENHANCEMENT PLAN (QEP)	21,750	-	-	21,750
TOTAL INSTITUTIONAL SUPPORT	\$ 3,654,753	\$ -	\$ -	\$ 3,654,753

PANOLA COLLEGE
 CURRENT UNRESTRICTED FUND EXPENDITURES
 EXPENDITURE FUNCTIONAL BUDGET
 2019-20

EXPENDITURES	CARTHAGE CAMPUS	MARSHALL CENTER	SHELBY CENTER	TOTAL 2019-20
<u>STUDENT SERVICES</u>				
STUDENT SERVICES ADMINISTRATION	\$ 270,512	\$ -	\$ -	\$ 270,512
ADMISSIONS & REGISTRAR	245,525	-	-	245,525
STUDENT ACTIVITIES	59,325	-	-	59,325
STUDENT SENATE	5,200	-	-	5,200
DUAL ENROLLMENT	89,642	-	-	89,642
FINANCIAL AID	210,849	-	-	210,849
GUIDANCE & COUNSELING	192,379	-	-	192,379
TESTING	130,426	-	-	130,426
HONORS PROGRAM	925	-	-	925
TOTAL STUDENT SERVICES	<u>\$ 1,204,783</u>	<u>\$ -</u>	<u>\$ -</u>	<u>\$ 1,204,783</u>
<u>PHYSICAL PLANT</u>				
GENERAL SERVICES	\$ 1,258,280	\$ -	\$ -	\$ 1,258,280
UTILITIES	543,300	6,100	59,500	608,900
TOTAL PHYSICAL PLANT	<u>\$ 1,801,580</u>	<u>\$ 6,100</u>	<u>\$ 59,500</u>	<u>\$ 1,867,180</u>
TOTAL EXPENDITURES BEFORE TRANSFERS AND OTHER USES	<u>\$ 15,532,519</u>	<u>\$ 509,756</u>	<u>\$ 1,143,882</u>	<u>\$ 17,186,157</u>
<u>TRANSFERS-OUT</u>				
TRANSFER TO AUXILIARY	\$ 284,839	\$ -	\$ -	\$ 284,839
TRANSFER TO CAPITAL IMPROVEMENTS FUND	1,225,000	-	-	1,225,000
TOTAL TRANSFERS-OUT	<u>\$ 1,509,839</u>	<u>\$ -</u>	<u>\$ -</u>	<u>\$ 1,509,839</u>
TOTAL EXPENDITURES & TRANSFERS-OUT	<u>\$ 17,042,358</u>	<u>\$ 509,756</u>	<u>\$ 1,143,882</u>	<u>\$ 18,695,996</u>

PANOLA COLLEGE
CURRENT UNRESTRICTED FUND EXPENDITURES
EXPENDITURES OBJECT BUDGET
2019-20

FUNCTION	SALARIES	STAFF BENEFITS	GENERAL EXPENSES	SUPPLIES	EQUIPMENT	SCHOLAR-SHIPS	TRAVEL	TOTAL WITHOUT SALARIES	TOTAL BUDGET 2019-20
CARTHAGE CAMPUS									
ACADEMIC INSTRUCTION									
ACADEMIC ADMINISTRATION	\$ 181,253	\$ 34,735	\$ 30,700	\$ 9,250	\$ -	\$ -	\$ 10,500	\$ 85,185	\$ 266,438
DEAN ARTS/ SCIENCE	201,853	42,763	10,400	3,000	-	-	5,800	61,963	263,816
DEAN HEALTH SCIENCE	100,205	20,076	825	200	-	-	1,300	22,401	122,606
BIOLOGY	411,336	81,923	5,610	22,165	-	-	1,500	111,198	522,534
PHYSICS / CHEMISTRY	67,466	13,728	1,000	3,700	-	-	400	18,828	86,294
PHYSICAL EDUCATION	257,793	53,617	300	4,800	3,800	-	-	62,517	320,310
WELLNESS CENTER	11,600	895	50	6,656	-	-	-	7,601	19,201
VOCAL MUSIC	74,269	15,366	1,200	12,500	-	31,768	8,000	68,834	143,103
INSTRUMENTAL MUSIC	62,869	7,589	330	6,308	-	41,800	6,500	62,527	125,396
SPEECH	122,048	27,635	810	600	-	-	1,300	30,345	152,393
DRAMA	76,517	15,446	5,200	17,200	-	45,144	16,750	99,740	176,257
ART	75,731	15,777	840	2,275	2,000	-	1,125	22,017	97,748
SPANISH	73,527	15,280	410	150	-	-	500	16,340	89,867
ENGLISH	305,374	55,989	1,400	800	-	-	800	58,989	364,363
EDUCATION	70,918	14,974	1,010	500	-	-	200	16,684	87,602
JOURNALISM	10,624	7,927	150	1,000	-	-	-	9,077	19,701
MATHEMATICS	132,667	28,033	1,720	1,400	-	-	800	31,953	164,620
POLITICAL SCIENCE	82,398	16,316	1,000	250	-	-	400	17,966	100,364
HISTORY	153,698	30,492	1,220	1,250	-	-	1,200	34,162	187,860
SOCIOLOGY	69,816	14,846	160	-	-	-	2,100	17,106	86,922
BUSINESS	83,186	16,409	210	200	-	-	200	17,019	100,205
PSYCHOLOGY	89,596	17,157	160	180	-	-	200	17,697	107,293
DEVELOPMENTAL SKILLS	240,082	54,801	1,920	5,200	-	-	3,000	64,921	305,003
TOTAL ACADEMIC INSTRUCTION	\$ 2,954,826	\$ 601,774	\$ 66,625	\$ 99,584	\$ 5,800	\$ 118,712	\$ 62,575	\$ 955,070	\$ 3,909,896

PANOLA COLLEGE
CURRENT UNRESTRICTED FUND EXPENDITURES
EXPENDITURES OBJECT BUDGET
2019-20

FUNCTION	STAFF GENERAL				EQUIPMENT	SCHOLAR- SHIPS	TRAVEL	TOTAL WITHOUT SALARIES	TOTAL BUDGET 2019-20
	SALARIES	BENEFITS	EXPENSES	SUPPLIES					
CARTHAGE CAMPUS									
<u>VOCATIONAL INSTRUCTION</u>									
AGRICULTURE	\$ 10,936	\$ 1,279	\$ 1,600	\$ 3,100	\$ -	\$ -	\$ 1,000	\$ 6,979	\$ 17,915
OFFICE SYSTEMS TECHNOLOGY	103,884	19,067	890	640	-	-	200	20,797	124,681
COMPUTER INFORMATION SYSTEMS	148,289	31,182	465	1,875	-	-	957	34,479	182,768
WELDING	54,433	13,048	1,800	21,350	7,500	-	500	44,198	98,631
COSMETOLOGY	114,828	26,790	1,300	13,100	800	-	1,500	43,490	158,318
MEDICAL LABORATORY TECHNICIAN	102,279	18,640	6,450	12,975	-	-	3,500	41,565	143,844
MEDICAL ASSISTANT	60,717	13,782	1,971	11,400	-	-	2,900	30,053	90,770
OCCUPATIONAL THERAPY ASSISTING	274,668	50,678	7,208	25,628	-	-	4,574	88,088	362,756
HEALTH INFORMATION TECHNOLOGY	147,025	33,870	1,950	12,010	-	-	1,800	49,630	196,655
ASSOCIATE DEGREE NURSING	742,762	166,089	7,740	101,000	-	-	14,000	288,829	1,031,591
VOCATIONAL NURSING	155,202	34,842	1,000	32,525	-	-	10,000	78,367	233,569
CERTIFIED NURSE AID	62,130	13,947	50	13,000	-	-	1,650	28,647	90,777
EMERGENCY MEDICAL TECHNICIAN	104,691	17,987	3,360	11,000	-	-	2,100	34,447	139,138
INDUSTRIAL TECHNOLOGY	254,794	41,531	2,200	9,150	-	-	3,700	56,581	311,375
TOTAL VOCATIONAL TECHNICAL INSTRUCTION	\$ 2,336,638	\$ 482,732	\$ 37,984	\$ 268,753	\$ 8,300	\$ -	\$ 48,381	\$ 846,150	\$ 3,182,788
<u>INSTRUCTIONAL SUPPORT</u>									
LIBRARY	\$ 318,600	\$ 78,290	\$ 5,670	\$ 62,075	\$ 12,416	\$ -	\$ 3,675	\$ 162,126	\$ 480,726
DISTANCE LEARNING	244,635	68,839	3,275	79,780	-	-	8,000	159,894	404,529
COMPUTER SERVICES	331,597	73,618	125	23,319	98,565	-	9,115	204,742	536,339
TOTAL INSTRUCTIONAL SUPPORT	\$ 894,832	\$ 220,747	\$ 9,070	\$ 165,174	\$ 110,981	\$ -	\$ 20,790	\$ 526,762	\$ 1,421,594
<u>OTHER INSTRUCTIONAL</u>									
WORKFORCE EDUCATION	\$ 256,532	\$ 37,093	\$ 24,300	\$ 31,200	\$ -	\$ -	\$ 8,000	\$ 100,593	\$ 357,125
TOTAL OTHER INSTRUCTIONAL	\$ 256,532	\$ 37,093	\$ 24,300	\$ 31,200	\$ -	\$ -	\$ 8,000	\$ 100,593	\$ 357,125

PANOLA COLLEGE
CURRENT UNRESTRICTED FUND EXPENDITURES
EXPENDITURES OBJECT BUDGET
2019-20

FUNCTION	SALARIES	STAFF BENEFITS	GENERAL EXPENSES	SUPPLIES	EQUIPMENT	SCHOLARSHIPS	TRAVEL	TOTAL WITHOUT SALARIES	TOTAL BUDGET 2019-20
CARTHAGE CAMPUS									
INSTITUTIONAL SUPPORT									
GOVERNING BOARD OF TRUSTEES	\$ -	\$ 43,203	\$ 18,273	\$ 7,900	\$ -	\$ -	\$ -	\$ 69,376	\$ 69,376
PRESIDENT'S OFFICE	278,230	42,489	1,695	2,080	-	-	9,241	55,505	333,735
BUSINESS & FISCAL MANAGEMENT	531,613	110,336	14,935	20,500	-	-	8,000	153,771	685,384
COLLEGE RELATIONS / SERVICES	151,334	31,491	107,329	4,116	1,000	-	1,260	145,196	296,730
GRANTS	33,570	7,265	1,800	745	-	-	2,200	12,010	45,580
GENERAL INSTITUTIONAL	62,201	18,022	560,930	774,392	-	30,000	-	1,383,344	1,445,545
CAMPUS SECURITY	269,346	77,678	600	49,350	-	-	3,500	131,128	400,474
STAFF BENEFITS	-	207,500	-	-	-	-	-	207,500	207,500
INSTITUTIONAL RESEARCH	61,116	13,829	660	18,450	-	-	2,395	35,334	96,450
INSTITUTIONAL EFFECTIVENESS / SACSCOC	1,845	216	30,164	7,880	-	-	12,124	50,384	52,229
QUALITY ENHANCEMENT PLAN (QEP)	-	-	9,650	9,600	-	-	2,500	21,750	21,750
TOTAL INSTITUTIONAL SUPPORT	\$ 1,389,455	\$ 552,029	\$ 746,036	\$ 895,013	\$ 1,000	\$ 30,000	\$ 41,220	\$ 2,265,298	\$ 3,654,733
STUDENT SERVICES									
STUDENT SERVICES ADMINISTRATION	\$ 182,725	\$ 38,474	\$ 33,425	\$ 6,388	\$ -	\$ -	\$ 9,500	\$ 87,787	\$ 270,512
ADMISSIONS & REGISTRAR	180,078	48,402	9,000	5,150	-	-	2,895	65,447	245,525
STUDENT ACTIVITIES	36,724	10,309	10,275	2,017	-	-	-	22,601	59,325
STUDENT SENATE	-	-	700	500	-	-	4,000	5,200	5,200
DUAL ENROLLMENT	56,287	13,265	13,590	500	-	-	6,000	33,355	89,642
FINANCIAL AID	126,796	34,788	42,900	650	-	-	5,715	84,053	210,849
GUIDANCE & COUNSELING	144,540	43,632	1,857	350	-	-	2,000	47,839	192,379
TESTING	83,717	19,790	2,200	21,869	-	-	2,850	46,709	130,426
HONORS PROGRAM	-	-	860	65	-	-	-	925	925
TOTAL STUDENT SERVICES	\$ 810,867	\$ 208,660	\$ 114,807	\$ 37,489	\$ -	\$ -	\$ 32,960	\$ 393,916	\$ 1,204,783
PHYSICAL PLANT									
GENERAL SERVICES	\$ 296,616	\$ 109,957	\$ 626,747	\$ 110,485	\$ 99,750	\$ -	\$ 14,725	\$ 961,664	\$ 1,258,280
UTILITIES	-	-	543,300	-	-	-	-	543,300	543,300
TOTAL PHYSICAL PLANT	296,616	109,957	1,170,047	110,485	99,750	-	14,725	1,504,964	1,801,580
TOTAL CARTHAGE CAMPUS	\$ 8,939,766	\$ 2,212,992	\$ 2,168,869	\$ 1,607,698	\$ 225,831	\$ 148,712	\$ 228,651	\$ 6,592,753	\$ 15,532,519

PANOLA COLLEGE
CURRENT UNRESTRICTED FUND EXPENDITURES
EXPENDITURES OBJECT BUDGET
2019-20

FUNCTION	SALARIES	STAFF BENEFITS	GENERAL EXPENSES	SUPPLIES	EQUIPMENT	SCHOLARSHIPS	TRAVEL	TOTAL WITHOUT SALARIES	TOTAL BUDGET 2019-20
MARSHALL CENTER									
MARSHALL MALL CENTER	\$ 101,942	\$ 25,219	\$ 5,200	\$ 7,050	\$ 53,900	\$ -	\$ 1,900	\$ 93,269	\$ 195,211
UTILITIES	-	-	6,100	-	-	-	-	6,100	6,100
COMPUTER INFORMATION SYSTEMS	5,000	553	-	-	-	-	-	553	5,553
HEALTH INFORMATION TECHNOLOGY	-	-	-	-	-	-	-	-	-
CERTIFIED NURSING AID	5,645	624	-	-	-	-	-	624	6,269
PHYSICAL EDUCATION	7,031	777	-	-	-	-	-	777	7,808
BIOLOGY	6,639	734	1,120	1,300	-	-	260	3,414	10,053
SPEECH	1,250	139	-	-	-	-	-	139	1,389
ENGLISH	11,874	1,312	-	-	-	-	-	1,312	13,186
MATHEMATICS	5,000	553	-	-	-	-	-	553	5,553
POLITICAL SCIENCE	3,675	406	-	-	-	-	-	406	4,081
HISTORY	5,000	553	-	-	-	-	-	553	5,553
SOCIOLOGY	-	-	-	-	-	-	-	-	-
PSYCHOLOGY	-	-	-	-	-	-	-	-	-
DEVELOPMENTAL SKILLS	-	-	-	-	-	-	-	-	-
WORKFORCE EDUCATION	-	-	-	-	-	-	-	-	-
TOTAL MARSHALL CENTER	\$ 153,056	\$ 30,870	\$ 261,420	\$ 8,350	\$ 53,900	\$ -	\$ 2,160	\$ 249,000	\$ 249,000
SHELBY CENTER									
SHELBY COLLEGE CENTER	\$ 171,483	\$ 40,249	\$ 10,820	\$ 30,790	\$ -	\$ -	\$ 3,800	\$ 85,659	\$ 257,142
UTILITIES	-	-	59,500	-	-	-	-	59,500	59,500
VOCATIONAL NURSING	247,422	55,659	1,842	31,900	-	-	-	89,401	336,823
CERTIFIED NURSING AID	11,713	1,294	-	-	-	-	-	1,294	13,007
WELDING	89,469	17,143	1,800	21,350	7,500	-	500	48,293	137,762
COSMETOLOGY	64,908	14,271	1,050	13,100	-	-	1,000	29,421	94,329
INDUSTRIAL TECHNOLOGY	68,884	14,737	2,700	6,700	7,500	-	2,700	34,337	103,221
BIOLOGY	65,635	14,357	-	500	-	-	-	14,857	80,492
SPEECH	-	-	-	-	-	-	-	-	-
SPANISH	1,250	139	-	-	-	-	-	139	1,389
ENGLISH	8,124	897	-	-	-	-	-	897	9,021
MATHEMATICS	6,875	760	-	-	-	-	-	760	7,635
HISTORY	7,500	829	-	-	-	-	-	829	8,329
PSYCHOLOGY	6,637	734	-	-	-	-	-	734	7,371
DEVELOPMENTAL SKILLS	5,625	621	-	-	-	-	-	621	6,246
WORKFORCE EDUCATION	1,500	115	20,000	-	-	-	-	20,115	21,615
TOTAL SHELBY CENTER	\$ 757,025	\$ 161,805	\$ 97,712	\$ 104,540	\$ 15,000	\$ -	\$ 8,000	\$ 386,857	\$ 1,143,882
GRAND TOTAL ALL ALLOCATIONS	\$ 9,849,847	\$ 2,405,667	\$ 2,528,001	\$ 1,720,388	\$ 294,731	\$ 148,712	\$ 238,811	\$ 7,356,310	\$ 17,186,157

PANOLA COLLEGE
AUXILIARY FUNDS
2019-20 BUDGET & 2018-19 BUDGET COMPARISON

<u>REVENUE SOURCE</u>	<u>2019-20 BUDGET</u>	<u>ORIGINAL 2018-19 BUDGET</u>
COLLEGE STORE SALES	\$ 1,762,000	\$ 1,762,000
FOOD SERVICE	695,000	695,000
HOUSING	520,000	520,000
INTEREST INCOME	2,200	2,200
MISCELLANEOUS	10,000	10,000
TOTAL BUDGETED REVENUE	<u>\$ 2,989,200</u>	<u>\$ 2,989,200</u>
TRANSFERS-IN FROM UNRESTRICTED FUND	284,839	332,313
TOTAL BUDGETED REVENUE & TRANSFERS-IN	<u>\$ 3,274,039</u>	<u>\$ 3,321,513</u>
 <u>EXPENDITURES</u>		
COLLEGE STORE	\$ 1,433,282	\$ 1,636,270
FOOD SERVICE	702,840	729,465
ATHLETICS	1,059,624	872,877
HOUSING	78,293	82,901
TOTAL BUDGETED EXPENDITURES	<u>\$ 3,274,039</u>	<u>\$ 3,321,513</u>

PANOLA COLLEGE
 AUXILIARY FUND
 EXPENDITURES OBJECT BUDGET
 2019-20

FUNCTION	SALARIES	STAFF BENEFITS	GENERAL EXPENSES	SUPPLIES	EQUIPMENT	SCHOLAR-SHIPS	TRAVEL	TOTAL WITHOUT SALARIES	TOTAL BUDGET 2019-20
ATHLETICS									
MEN'S BASKETBALL	\$ 47,280	\$ 17,883	\$ 1,685	\$ 19,000	\$ -	\$ 73,992	\$ 31,800	\$ 144,360	\$ 191,640
MEN'S BASEBALL	49,080	20,212	1,575	35,709	-	110,988	45,293	213,777	262,857
WOMEN'S BASKETBALL	47,948	19,511	1,685	17,688	-	73,992	38,644	151,520	199,468
ATHLETIC DIRECTOR	-	-	1,583	8,000	-	-	54,640	64,223	64,223
RODEO TEAM	51,770	24,306	1,235	17,737	-	55,964	21,000	120,242	172,012
VOLLEYBALL	47,872	16,526	1,725	11,850	-	64,743	26,708	121,552	169,424
TOTAL ATHLETICS	243,950	98,438	9,488	109,984	-	379,679	218,085	815,674	1,059,624
COLLEGE STORE									
FOOD SERVICE	67,686	21,488	2,658	1,339,200	-	-	2,250	1,365,596	1,433,282
RESIDENCE LIFE	20,916	4,110	8,397	702,840	-	-	-	702,840	702,840
TOTAL AUXILIARY FUNDS	\$ 332,552	\$ 124,036	\$ 20,543	\$ 2,191,894	\$ -	\$ 379,679	\$ 225,335	\$ 2,941,487	\$ 3,274,039

PANOLA COLLEGE
 CURRENT RESTRICTED FUND REVENUES
 2019-20 BUDGET

	<u>TOTAL</u> <u>2019-20</u>
<u>STATE SOURCES</u>	
TEXAS EDUCATION OPPORTUNITY GRANT	241,637
TEXAS WORK STUDY	15,885
ADULT BASIC EDUCATION GRANTS	<u>86,824</u>
TOTAL STATE SOURCES	<u>344,346</u>
<u>FEDERAL SOURCES</u>	
CWS AWARDS	35,984
CARL PERKINS GRANT	381,250
ADULT BASIC EDUCATION GRANTS	<u>232,314</u>
TOTAL FEDERAL SOURCES	<u>649,548</u>
TOTAL CURRENT RESTRICTED FUND REVENUES	<u>\$ 993,894</u>
 <u>INTERNAL SCHOLARSHIPS*</u>	
ATHLETICS	\$ 389,460
ALL OTHER DEPARTMENTS	<u>603,350</u>
TOTAL INTERNAL SCHOLARSHIPS	<u>\$ 992,810</u>

PANOLA COLLEGE
CAPITAL IMPROVEMENTS FUND
2019-20 BUDGET

<u>TRANSFERS-IN</u>	<u>TOTAL 2019-20</u>
TRANSFERS-IN FROM UNRESTRICTED FUND	\$ 1,225,000
TOTAL BUDGETED TRANSERS-IN	<u>\$ 1,225,000</u>
<u>PROJECTS</u>	
CONSTRUCTION PROJECTS	
SMITH BUILDING - PARKING LOT	80,000
SMITH BUILDING - RESTROOMS	<u>45,000</u>
TOTAL BUDGETED PROJECTS	<u>125,000</u>
ADDITION (REDUCTION) TO CAPITAL IMPROVEMENTS FUND	<u>\$ 1,100,000</u>