

Survey of Entering Student Engagement - Panola College (2018 Administration)

2018 Benchmark Scores Report - Main Survey

Comparison Group: Small Colleges in the 2018 Cohort*

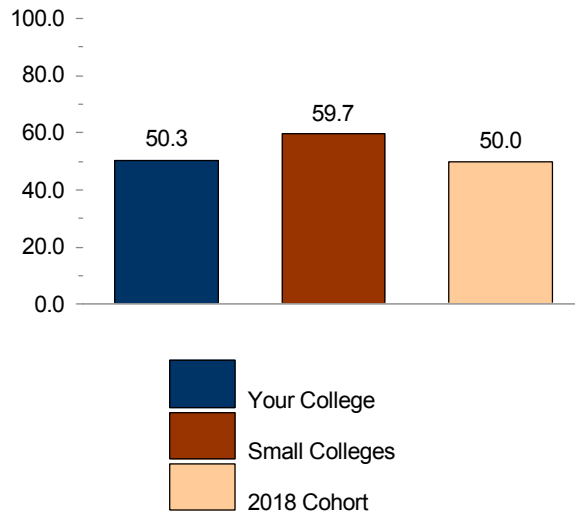
Entering Students Only

[Weighted]

Benchmark	Your College	Small Colleges		2018 Cohort	
	Score	Score	Difference	Score	Difference
Early Connections	50.3	59.7	-9.4	50.0	0.3
High Expectations and Aspirations	44.6	49.8	-5.2	50.0	-5.4
Clear Academic Plan and Pathway	55.6	55.6	-0.1	50.0	5.6
Effective Track to College Readiness	47.1	50.2	-3.1	50.0	-2.9
Engaged Learning	53.9	53.0	0.9	50.0	3.9
Academic and Social Support Network	48.9	52.5	-3.6	50.0	-1.1

* The comparison group and cohort columns on this page INCLUDE your college.

Survey of Entering Student Engagement
Panola College (2018 Administration)
2018 Benchmark Bar Chart - Main Survey
Comparison Group: Small Colleges in the 2018 Cohort*
Entering Students Only
[Weighted]
Early Connections (EARLYCON)



* The comparison group and cohort bars on this page INCLUDE your college.

Survey of Entering Student Engagement - Panola College (2018 Administration)

2018 Benchmark Means Report - Main Survey

Comparison Group: Small Colleges in the 2018 Cohort*

Entering Students Only

[Weighted]

Early Connections (EARLYCON)

		Your College	Small Colleges		2018 Cohort	
Item	Variable	Mean	Mean	Effect Size**	Mean	Effect Size**
Item 18: Think about your experiences from the time of your decision to attend this college through the end of the first three weeks of your first semester/quarter.						
1 = Strongly disagree, 2 = Disagree, 3 = Neutral, 4 = Agree, 5 = Strongly agree						
18a. The very first time I came to this college I felt welcome [EARLYCON]	WELCOME	4.14	4.17		4.05	
18i. The college provided me with adequate information about financial assistance (scholarships, grants, loans, etc.) [EARLYCON]	FAINFO	3.63	3.69		3.48	
18j. A college staff member helped me determine whether I qualified for financial assistance [EARLYCON]	QUALFA	3.17	3.35		3.07	
18p. At least one college staff member (other than an instructor) learned my name [EARLYCON]	CSTAFNAM	3.53	3.62		3.31	
One or more items in this benchmark are not suited to means calculations. Please see the Frequency Distribution that follows for these items.						

* The comparison group and cohort columns on this page EXCLUDE your college.

** T-test: 2-tailed

If a row contains less than 50 respondents, interpret the comparison results cautiously.

Survey of Entering Student Engagement - Panola College (2018 Administration)
2018 Benchmark Frequency Distributions - Main Survey

Comparison Group: Small Colleges in the 2018 Cohort*

Entering Students Only

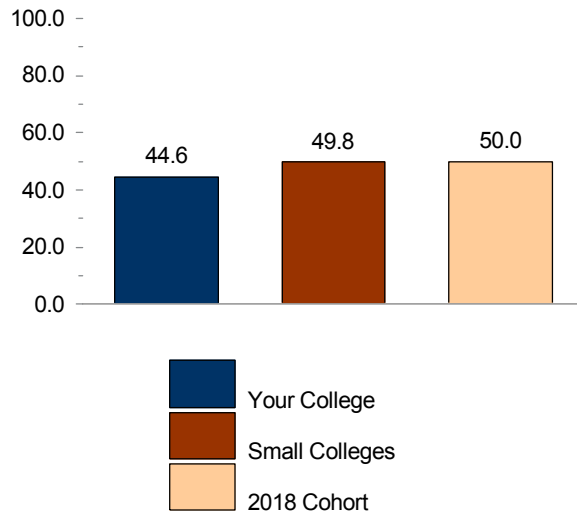
[Weighted]

Early Connections (EARLYCON)

			Your College		Small Colleges		2018 Cohort	
Item	Variable	Responses	Count	Percent	Count	Percent	Count	Percent
Item 18: Think about your experiences from the time of your decision to attend this college through the end of the first three weeks of your first semester/quarter.								
18a. The very first time I came to this college I felt welcome [EARLYCON]	WELCOME	Strongly disagree	1	0.4	75	0.4	545	0.6
		Disagree	6	3.4	209	1.1	1,613	1.6
		Neutral	23	13.3	3,091	16.8	21,194	21.6
		Agree	81	47.4	8,120	44.1	43,897	44.7
		Strongly agree	61	35.6	6,918	37.6	30,869	31.5
		Total	171	100.0	18,414	100.0	98,119	100.0
18i. The college provided me with adequate information about financial assistance (scholarships, grants, loans, etc.) [EARLYCON]	FAINFO	Strongly disagree	7	4.1	741	4.0	5,716	5.8
		Disagree	17	9.8	1,875	10.2	13,515	13.8
		Neutral	48	27.8	4,325	23.5	26,157	26.7
		Agree	62	36.0	6,816	37.1	32,782	33.5
		Strongly agree	38	22.3	4,633	25.2	19,776	20.2
		Total	172	100.0	18,390	100.0	97,946	100.0
18j. A college staff member helped me determine whether I qualified for financial assistance [EARLYCON]	QUALFA	Strongly disagree	17	9.7	1,170	6.4	9,841	10.1
		Disagree	38	22.3	3,681	20.1	25,186	25.8
		Neutral	48	27.8	4,713	25.7	25,322	25.9
		Agree	38	22.3	5,180	28.2	22,529	23.1
		Strongly agree	31	18.0	3,602	19.6	14,767	15.1
		Total	172	100.0	18,346	100.0	97,646	100.0
18p. At least one college staff member (other than an instructor) learned my name [EARLYCON]	CSTAFNAM	Strongly disagree	14	8.5	1,303	7.1	11,138	11.4
		Disagree	31	18.3	2,786	15.2	20,050	20.5
		Neutral	23	13.8	3,216	17.5	18,002	18.4
		Agree	52	30.6	5,371	29.2	24,749	25.3
		Strongly agree	49	28.9	5,692	31.0	23,885	24.4
		Total	169	100.0	18,368	100.0	97,824	100.0
Item 23								
23. Was a specific person assigned to you so you could see him/her each time you needed information or assistance? [EARLYCON]	ASNPERS	Yes	32	18.9	7,145	40.1	29,397	31.0
		No	138	81.1	10,686	59.9	65,302	69.0
		Total	170	100.0	17,831	100.0	94,699	100.0

* The comparison group and cohort columns on this page EXCLUDE your college.

Survey of Entering Student Engagement
Panola College (2018 Administration)
2018 Benchmark Bar Chart - Main Survey
Comparison Group: Small Colleges in the 2018 Cohort*
Entering Students Only
[Weighted]
High Expectations and Aspirations (HIEXPACT)



* The comparison group and cohort bars on this page INCLUDE your college.

Survey of Entering Student Engagement - Panola College (2018 Administration)

2018 Benchmark Means Report - Main Survey

Comparison Group: Small Colleges in the 2018 Cohort*

Entering Students Only

[Weighted]

High Expectations and Aspirations (HIEXPECT)

		Your College	Small Colleges		2018 Cohort	
Item	Variable	Mean	Mean	Effect Size**	Mean	Effect Size**
Item 18: Think about your experiences from the time of your decision to attend this college through the end of the first three weeks of your first semester/quarter.						
1 = Strongly disagree, 2 = Disagree, 3 = Neutral, 4 = Agree, 5 = Strongly agree						
18b. The instructors at this college want me to succeed [HIEXPECT]	WNTSCCD	4.35	4.37		4.29	
18t. I have the motivation to do what it takes to succeed in college [HIEXPECT]	ITTAKES	4.28	4.36		4.34	
18u. I am prepared academically to succeed in college [HIEXPECT]	ACPRPRD	4.21	4.26		4.24	
Item 19: During the first three weeks of your first semester/quarter at this college, about how often did you do the following?						
1 = Never, 2 = Once, 3 = Two or three times, 4 = Four or more times						
19c. Turn in an assignment late [HIEXPECT]	LATETURN	1.76	1.53	0.32**	1.49	0.39**
19d. Not turn in an assignment [HIEXPECT]	NOTTURN	1.74	1.41	0.48**	1.43	0.44**
19f. Come to class without completing readings or assignments [HIEXPECT]	NOTCOMPL	1.63	1.60		1.62	
19s. Skip class [HIEXPECT]	SKIPCL	1.32	1.34		1.32	

* The comparison group and cohort columns on this page EXCLUDE your college.

** T-test: 2-tailed

If a row contains less than 50 respondents, interpret the comparison results cautiously.

Survey of Entering Student Engagement - Panola College (2018 Administration)
2018 Benchmark Frequency Distributions - Main Survey

Comparison Group: Small Colleges in the 2018 Cohort*

Entering Students Only

[Weighted]

High Expectations and Aspirations (HIEEXPECT)

			Your College		Small Colleges		2018 Cohort	
Item	Variable	Responses	Count	Percent	Count	Percent	Count	Percent
Item 18: Think about your experiences from the time of your decision to attend this college through the end of the first three weeks of your first semester/quarter.								
18b. The instructors at this college want me to succeed [HIEEXPECT]	WNTSCCD	Strongly disagree	0	N/A	28	0.2	226	0.2
		Disagree	4	2.0	67	0.4	619	0.6
		Neutral	13	7.8	1,622	8.8	11,147	11.4
		Agree	73	42.8	8,042	43.8	44,301	45.4
		Strongly agree	81	47.4	8,585	46.8	41,375	42.4
		Total	171	100.0	18,346	100.0	97,668	100.0
18t. I have the motivation to do what it takes to succeed in college [HIEEXPECT]	ITTAKES	Strongly disagree	0	N/A	95	0.5	639	0.7
		Disagree	1	0.7	229	1.2	1,497	1.5
		Neutral	24	14.1	1,860	10.1	10,793	11.0
		Agree	71	41.3	6,888	37.5	36,320	37.2
		Strongly agree	75	43.9	9,292	50.6	48,512	49.6
		Total	171	100.0	18,364	100.0	97,762	100.0
18u. I am prepared academically to succeed in college [HIEEXPECT]	ACPRPRD	Strongly disagree	1	0.4	89	0.5	614	0.6
		Disagree	1	0.7	312	1.7	1,718	1.8
		Neutral	31	18.2	2,454	13.3	14,204	14.5
		Agree	68	39.3	7,491	40.7	38,922	39.7
		Strongly agree	71	41.4	8,052	43.8	42,524	43.4
		Total	172	100.0	18,399	100.0	97,983	100.0
Item 19: During the first three weeks of your first semester/quarter at this college, about how often did you do the following?								
19c. Turn in an assignment late [HIEEXPECT]	LATETURN	Never	80	46.6	11,094	60.2	61,543	62.6
		Once	59	34.6	5,154	28.0	26,471	26.9
		Two or three times	25	14.7	1,908	10.3	8,901	9.1
		Four or more times	7	4.1	280	1.5	1,362	1.4
		Total	171	100.0	18,437	100.0	98,277	100.0
19d. Not turn in an assignment [HIEEXPECT]	NOTTURN	Never	86	51.3	12,708	70.1	66,078	68.5
		Once	48	28.5	3,810	21.0	20,920	21.7
		Two or three times	26	15.5	1,281	7.1	7,608	7.9
		Four or more times	8	4.7	336	1.9	1,855	1.9
		Total	168	100.0	18,135	100.0	96,462	100.0
19f. Come to class without completing readings or assignments [HIEEXPECT]	NOTCOMPL	Never	93	54.0	10,512	57.1	55,223	56.2
		Once	51	29.7	5,202	28.2	28,374	28.9
		Two or three times	27	15.6	2,248	12.2	11,743	12.0
		Four or more times	1	0.7	462	2.5	2,918	3.0
		Total	171	100.0	18,424	100.0	98,258	100.0

* The comparison group and cohort columns on this page EXCLUDE your college.

Survey of Entering Student Engagement - Panola College (2018 Administration)
2018 Benchmark Frequency Distributions - Main Survey

Comparison Group: Small Colleges in the 2018 Cohort*

Entering Students Only

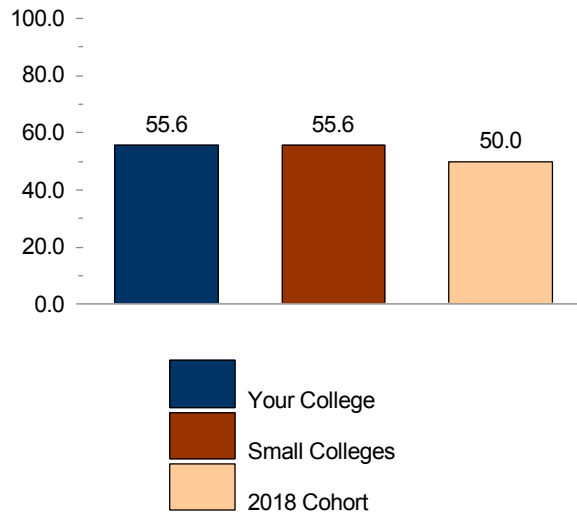
[Weighted]

High Expectations and Aspirations (HIEEXPECT)

			Your College		Small Colleges		2018 Cohort	
Item	Variable	Responses	Count	Percent	Count	Percent	Count	Percent
Item 19: During the first three weeks of your first semester/quarter at this college, about how often did you do the following?								
19s. Skip class [HIEEXPECT]	SKIPCL	Never	131	76.3	14,012	75.6	75,235	76.4
		Once	29	17.2	2,963	16.0	15,993	16.2
		Two or three times	9	5.1	1,251	6.8	5,976	6.1
		Four or more times	2	1.4	300	1.6	1,329	1.3
		Total	171	100.0	18,526	100.0	98,533	100.0

* The comparison group and cohort columns on this page EXCLUDE your college.

Survey of Entering Student Engagement
Panola College (2018 Administration)
2018 Benchmark Bar Chart - Main Survey
Comparison Group: Small Colleges in the 2018 Cohort*
Entering Students Only
[Weighted]
Clear Academic Plan and Pathway (ACADPLAN)



* The comparison group and cohort bars on this page INCLUDE your college.

Survey of Entering Student Engagement - Panola College (2018 Administration)

2018 Benchmark Means Report - Main Survey

Comparison Group: Small Colleges in the 2018 Cohort*

Entering Students Only

[Weighted]

Clear Academic Plan and Pathway (ACADPLAN)

		Your College	Small Colleges		2018 Cohort	
Item	Variable	Mean	Mean	Effect Size**	Mean	Effect Size**
Item 18: Think about your experiences from the time of your decision to attend this college through the end of the first three weeks of your first semester/quarter.						
1 = Strongly disagree, 2 = Disagree, 3 = Neutral, 4 = Agree, 5 = Strongly agree						
18d. I was able to meet with an academic advisor at times convenient for me [ACADPLAN]	AACONTIM	4.00	4.01		3.82	
18e. An advisor helped me to select a course of study, program, or major [ACADPLAN]	AASELMAJ	4.03	3.90		3.74	0.26**
18f. An advisor helped me to set academic goals and to create a plan for achieving them [ACADPLAN]	ACADGOAL	3.43	3.52		3.40	
18g. An advisor helped me to identify the courses I needed to take during my first semester/quarter [ACADPLAN]	CRSADV	4.30	4.12		3.96	0.34**
18h. A college staff member talked with me about my commitments outside of school (work, children, dependents, etc.) to help me figure out how many courses to take [ACADPLAN]	OSCOMM	3.00	3.13		2.92	

* The comparison group and cohort columns on this page EXCLUDE your college.

** T-test: 2-tailed

If a row contains less than 50 respondents, interpret the comparison results cautiously.

Survey of Entering Student Engagement - Panola College (2018 Administration)
2018 Benchmark Frequency Distributions - Main Survey

Comparison Group: Small Colleges in the 2018 Cohort*

Entering Students Only

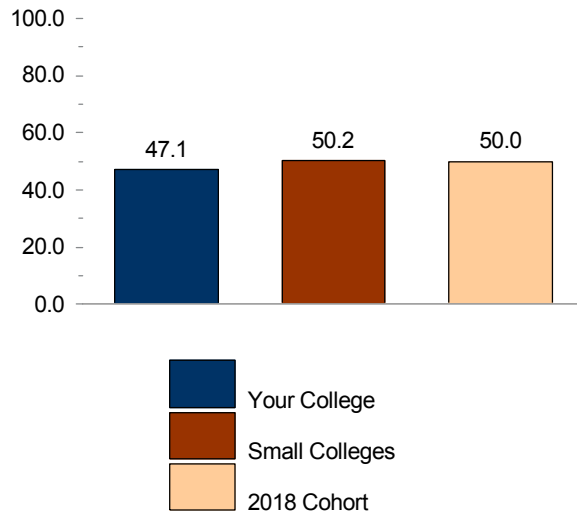
[Weighted]

Clear Academic Plan and Pathway (ACADPLAN)

			Your College		Small Colleges		2018 Cohort	
Item	Variable	Responses	Count	Percent	Count	Percent	Count	Percent
Item 18: Think about your experiences from the time of your decision to attend this college through the end of the first three weeks of your first semester/quarter.								
18d. I was able to meet with an academic advisor at times convenient for me [ACADPLAN]	AACONTIM	Strongly disagree	1	0.4	214	1.2	2,097	2.2
		Disagree	13	7.7	710	3.9	6,557	6.7
		Neutral	23	13.6	3,653	20.0	23,890	24.6
		Agree	83	48.7	7,745	42.4	38,593	39.7
		Strongly agree	50	29.7	5,930	32.5	26,101	26.8
		Total	170	100.0	18,253	100.0	97,238	100.0
18e. An advisor helped me to select a course of study, program, or major [ACADPLAN]	AASELMAJ	Strongly disagree	5	3.1	507	2.8	4,377	4.5
		Disagree	10	5.6	1,631	8.9	11,701	11.9
		Neutral	22	12.7	3,216	17.5	17,786	18.2
		Agree	72	41.9	6,779	36.9	34,781	35.5
		Strongly agree	63	36.7	6,250	34.0	29,292	29.9
		Total	172	100.0	18,383	100.0	97,936	100.0
18f. An advisor helped me to set academic goals and to create a plan for achieving them [ACADPLAN]	ACADGOAL	Strongly disagree	5	2.8	689	3.8	5,442	5.6
		Disagree	30	17.7	2,779	15.2	17,920	18.3
		Neutral	57	33.1	5,239	28.6	26,914	27.6
		Agree	45	26.3	5,516	30.1	27,351	28.0
		Strongly agree	35	20.1	4,118	22.5	20,036	20.5
		Total	172	100.0	18,341	100.0	97,664	100.0
18g. An advisor helped me to identify the courses I needed to take during my first semester/quarter [ACADPLAN]	CRSADV	Strongly disagree	1	0.4	322	1.7	3,263	3.3
		Disagree	5	2.8	864	4.7	7,222	7.4
		Neutral	10	6.0	2,279	12.4	13,221	13.5
		Agree	83	48.4	7,825	42.6	40,618	41.5
		Strongly agree	73	42.5	7,090	38.6	33,562	34.3
		Total	172	100.0	18,381	100.0	97,886	100.0
18h. A college staff member talked with me about my commitments outside of school (work, children, dependents, etc.) to help me figure out how many courses to take [ACADPLAN]	OSCOMM	Strongly disagree	14	8.3	1,516	8.2	11,317	11.6
		Disagree	50	28.9	4,685	25.5	29,848	30.5
		Neutral	50	29.2	4,949	26.9	24,536	25.1
		Agree	38	21.9	4,290	23.3	19,598	20.0
		Strongly agree	20	11.7	2,936	16.0	12,580	12.9
		Total	172	100.0	18,376	100.0	97,880	100.0

* The comparison group and cohort columns on this page EXCLUDE your college.

Survey of Entering Student Engagement
Panola College (2018 Administration)
2018 Benchmark Bar Chart - Main Survey
Comparison Group: Small Colleges in the 2018 Cohort*
Entering Students Only
[Weighted]
Effective Track to College Readiness (COLLREAD)



* The comparison group and cohort bars on this page INCLUDE your college.

Survey of Entering Student Engagement - Panola College (2018 Administration)

2018 Benchmark Means Report - Main Survey

Comparison Group: Small Colleges in the 2018 Cohort*

Entering Students Only

[Weighted]

Effective Track to College Readiness (COLLREAD)

		Your College	Small Colleges		2018 Cohort	
Item	Variable	Mean	Mean	Effect Size**	Mean	Effect Size**
Item 21: Think about your experiences from the time of your decision to attend this college through the end of the first three weeks of your first semester/quarter. Within a class, or through another experience at this college:						
1 = Strongly disagree, 2 = Disagree, 3 = Neutral, 4 = Agree, 5 = Strongly agree						
21a. I learned to improve my study skills (listening, note taking, highlighting readings, working with others, etc.) [COLLREAD]	LNDSTUDY	4.14	4.06		4.03	
21b. I learned to understand my academic strengths and weaknesses [COLLREAD]	LNDACAWK	3.99	4.01		3.96	
21c. I learned skills and strategies to improve my test-taking ability [COLLREAD]	LNSDKLLS	3.74	3.71		3.67	
One or more items in this benchmark are not suited to means calculations. Please see the Frequency Distribution that follows for these items.						

* The comparison group and cohort columns on this page EXCLUDE your college.

** T-test: 2-tailed

If a row contains less than 50 respondents, interpret the comparison results cautiously.

Survey of Entering Student Engagement - Panola College (2018 Administration)
2018 Benchmark Frequency Distributions - Main Survey

Comparison Group: Small Colleges in the 2018 Cohort*

Entering Students Only

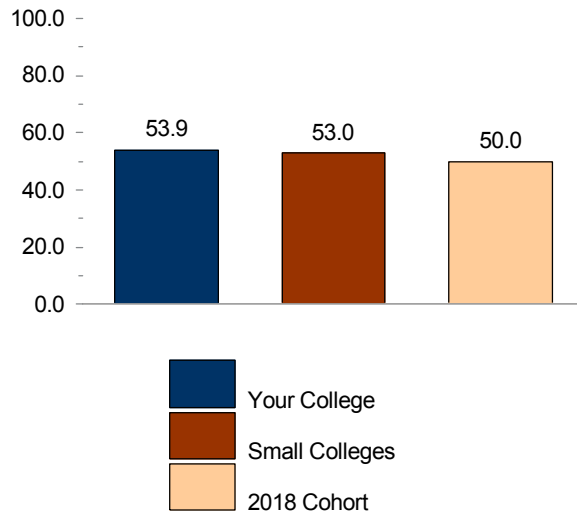
[Weighted]

Effective Track to College Readiness (COLLREAD)

			Your College		Small Colleges		2018 Cohort	
Item	Variable	Responses	Count	Percent	Count	Percent	Count	Percent
Item 12: Think about your experiences from the time of your decision to attend this college through the end of the first three weeks of your first semester/quarter.								
12a. Before I could register for classes, I was required to take a placement test (COMPASS, ASSET, ACCUPLACER, SAT, ACT, etc.) to assess my skills in reading, writing, and/or math [COLLREAD]	REQPTEST	Yes	125	73.1	14,858	81.2	78,022	80.3
		No	46	26.9	3,439	18.8	19,147	19.7
		Total	171	100.0	18,296	100.0	97,169	100.0
12b. I took a placement test (COMPASS, ASSET, ACCUPLACER, SAT, ACT, etc.) [COLLREAD]	TKPTEST	Yes	136	80.7	15,501	86.4	80,812	85.0
		No	33	19.3	2,436	13.6	14,276	15.0
		Total	169	100.0	17,936	100.0	95,088	100.0
Item 14								
14. This college required me to enroll in classes indicated by my placement test scores during my first semester/quarter [COLLREAD]	REQCLASS	Yes	94	56.2	11,414	62.8	61,903	64.0
		No	74	43.8	6,748	37.2	34,820	36.0
		Total	168	100.0	18,162	100.0	96,723	100.0
Item 21: Think about your experiences from the time of your decision to attend this college through the end of the first three weeks of your first semester/quarter. Within a class, or through another experience at this college:								
21a. I learned to improve my study skills (listening, note taking, highlighting readings, working with others, etc.) [COLLREAD]	LNDSTUDY	Strongly disagree	1	0.4	205	1.1	1,289	1.3
		Disagree	2	1.4	666	3.6	3,788	3.9
		Neutral	29	16.8	3,403	18.6	18,992	19.4
		Agree	80	46.9	7,646	41.7	40,488	41.4
		Strongly agree	59	34.5	6,417	35.0	33,141	33.9
		Total	171	100.0	18,337	100.0	97,697	100.0
21b. I learned to understand my academic strengths and weaknesses [COLLREAD]	LNDACAWK	Strongly disagree	1	0.4	161	0.9	1,072	1.1
		Disagree	3	1.8	639	3.5	3,790	3.9
		Neutral	43	25.4	3,843	21.0	21,635	22.2
		Agree	74	43.4	7,980	43.5	42,125	43.2
		Strongly agree	50	29.1	5,701	31.1	28,977	29.7
		Total	171	100.0	18,324	100.0	97,598	100.0
21c. I learned skills and strategies to improve my test-taking ability [COLLREAD]	LNDSKLLS	Strongly disagree	2	1.1	428	2.3	2,532	2.6
		Disagree	19	10.8	1,552	8.5	9,245	9.5
		Neutral	44	25.8	5,699	31.1	30,530	31.3
		Agree	64	37.3	5,957	32.5	31,161	31.9
		Strongly agree	43	25.0	4,696	25.6	24,132	24.7
		Total	171	100.0	18,332	100.0	97,600	100.0

* The comparison group and cohort columns on this page EXCLUDE your college.

Survey of Entering Student Engagement
Panola College (2018 Administration)
2018 Benchmark Bar Chart - Main Survey
Comparison Group: Small Colleges in the 2018 Cohort*
Entering Students Only
[Weighted]
Engaged Learning (ENGAGLRN)



* The comparison group and cohort bars on this page INCLUDE your college.

**Survey of Entering Student Engagement - Panola College (2018 Administration)
2018 Benchmark Means Report - Main Survey**

Comparison Group: Small Colleges in the 2018 Cohort*

Entering Students Only

[Weighted]

Engaged Learning (ENGAGLRN)

		Your College	Small Colleges		2018 Cohort	
Item	Variable	Mean	Mean	Effect Size**	Mean	Effect Size**
Item 19: During the first three weeks of your first semester/quarter at this college, about how often did you do the following?						
1 = Never, 2 = Once, 3 = Two or three times, 4 = Four or more times						
19a. Ask questions in class or contribute to class discussions [ENGAGLRN]	ASKQUES	2.58	2.81	-0.27**	2.76	
19b. Prepare at least two drafts of a paper or assignment before turning it in [ENGAGLRN]	PREPDRFT	2.01	2.10		2.11	
19e. Participate in supplemental instruction (extra class sessions with an instructor, tutor, or experienced student) [ENGAGLRN]	SUPINSTR	1.47	1.54		1.54	
19g. Work with other students on a project or assignment during class [ENGAGLRN]	PINCLASS	2.13	2.46	-0.35**	2.47	-0.36**
19h. Work with classmates outside of class on class projects or assignments [ENGAGLRN]	PREPOUTC	1.84	1.67		1.60	0.28**
19i. Participate in a required study group outside of class [ENGAGLRN]	GRPSTUDY	1.17	1.33		1.30	
19j. Participate in a student-initiated (not required) study group outside of class [ENGAGLRN]	NRGSTUDY	1.42	1.33		1.31	
19k. Use an electronic tool (e-mail, text messaging, Facebook, MySpace, class Web site, etc.) to communicate with another student about coursework [ENGAGLRN]	USEINTMG	2.53	2.24	0.26**	2.21	0.29**
19l. Use an electronic tool (e-mail, text messaging, Facebook, MySpace, class Web site, etc.) to communicate with an instructor about coursework [ENGAGLRN]	MAILFAC	2.69	2.29	0.39**	2.23	0.46**
19m. Discuss an assignment or grade with an instructor [ENGAGLRN]	FACASSN	2.15	2.10		2.04	
19n. Ask for help from an instructor regarding questions or problems related to a class [ENGAGLRN]	CLASSREL	2.36	2.37		2.33	
19o. Receive prompt written or oral feedback from instructors on your performance [ENGAGLRN]	FEEDBACK	2.36	2.41		2.34	
19q. Discuss ideas from your readings or classes with instructors outside of class [ENGAGLRN]	FACIDOC	1.60	1.62		1.57	
Item 20.2: Think about your experiences from the time of your decision to attend this college through the end of the first three weeks of your first semester/quarter. How often did you use the following services?						
1 = Never, 2 = Once, 3 = Two or three times, 4 = Four or more times						
20.2d. Face-to-face tutoring [ENGAGLRN]	FFTUSE	1.28	1.30		1.30	
20.2f. Writing, math, or other skill lab [ENGAGLRN]	SKLABUSE	1.76	1.63		1.60	
20.2h. Computer lab [ENGAGLRN]	COMLBUSE	2.47	2.05	0.37**	1.94	0.48**

* The comparison group and cohort columns on this page EXCLUDE your college.

** T-test: 2-tailed

If a row contains less than 50 respondents, interpret the comparison results cautiously.

Survey of Entering Student Engagement - Panola College (2018 Administration)
2018 Benchmark Frequency Distributions - Main Survey

Comparison Group: Small Colleges in the 2018 Cohort*

Entering Students Only

[Weighted]

Engaged Learning (ENGAGLRN)

Item	Variable	Responses	Your College		Small Colleges		2018 Cohort	
			Count	Percent	Count	Percent	Count	Percent
Item 19: During the first three weeks of your first semester/quarter at this college, about how often did you do the following?								
19a. Ask questions in class or contribute to class discussions [ENGAGLRN]	ASKQUES	Never	22	12.7	1,563	8.4	9,549	9.7
		Once	48	27.8	4,465	24.1	25,008	25.3
		Two or three times	83	48.3	8,471	45.7	43,765	44.3
		Four or more times	19	11.3	4,042	21.8	20,446	20.7
		Total	172	100.0	18,542	100.0	98,768	100.0
19b. Prepare at least two drafts of a paper or assignment before turning it in [ENGAGLRN]	PREPDRFT	Never	60	34.7	5,622	30.6	29,171	29.8
		Once	60	34.9	6,497	35.4	35,321	36.1
		Two or three times	42	24.8	5,084	27.7	27,148	27.7
		Four or more times	10	5.7	1,173	6.4	6,241	6.4
		Total	171	100.0	18,376	100.0	97,881	100.0
19e. Participate in supplemental instruction (extra class sessions with an instructor, tutor, or experienced student) [ENGAGLRN]	SUPINSTR	Never	119	69.5	12,401	67.0	65,931	66.8
		Once	28	16.2	3,098	16.7	16,954	17.2
		Two or three times	21	12.5	2,080	11.2	11,010	11.2
		Four or more times	3	1.8	927	5.0	4,734	4.8
		Total	171	100.0	18,506	100.0	98,629	100.0
19g. Work with other students on a project or assignment during class [ENGAGLRN]	PINCLASS	Never	61	36.1	3,958	21.4	20,848	21.1
		Once	39	23.2	4,820	26.0	25,963	26.3
		Two or three times	55	32.8	6,989	37.7	36,745	37.3
		Four or more times	13	7.9	2,750	14.9	15,052	15.3
		Total	169	100.0	18,517	100.0	98,608	100.0
19h. Work with classmates outside of class on class projects or assignments [ENGAGLRN]	PREPOUTC	Never	98	57.4	11,098	60.3	61,808	63.1
		Once	18	10.7	3,444	18.7	18,548	18.9
		Two or three times	38	22.0	2,798	15.2	12,794	13.1
		Four or more times	17	9.9	1,079	5.9	4,870	5.0
		Total	171	100.0	18,419	100.0	98,020	100.0
19i. Participate in a required study group outside of class [ENGAGLRN]	GRPSTUDY	Never	152	88.3	14,869	80.3	79,888	81.0
		Once	13	7.8	1,880	10.1	10,111	10.3
		Two or three times	4	2.2	1,174	6.3	5,936	6.0
		Four or more times	3	1.8	599	3.2	2,665	2.7
		Total	172	100.0	18,522	100.0	98,601	100.0
19j. Participate in a student-initiated (not required) study group outside of class [ENGAGLRN]	NRGSTUDY	Never	136	79.1	14,721	79.8	78,924	80.5
		Once	13	7.8	1,964	10.7	10,613	10.8
		Two or three times	9	5.1	1,200	6.5	5,870	6.0
		Four or more times	14	8.1	555	3.0	2,670	2.7
		Total	171	100.0	18,439	100.0	98,077	100.0

* The comparison group and cohort columns on this page EXCLUDE your college.

Survey of Entering Student Engagement - Panola College (2018 Administration)
2018 Benchmark Frequency Distributions - Main Survey

Comparison Group: Small Colleges in the 2018 Cohort*

Entering Students Only

[Weighted]

Engaged Learning (ENGAGLRN)

Item	Variable	Responses	Your College		Small Colleges		2018 Cohort	
			Count	Percent	Count	Percent	Count	Percent
Item 19: During the first three weeks of your first semester/quarter at this college, about how often did you do the following?								
19k. Use an electronic tool (e-mail, text messaging, Facebook, MySpace, class Web site, etc.) to communicate with another student about coursework [ENGAGLRN]	USEINTMG	Never	42	24.6	6,807	36.7	36,498	37.0
		Once	40	23.0	3,962	21.4	22,198	22.5
		Two or three times	48	27.7	4,326	23.3	22,346	22.6
		Four or more times	43	24.8	3,439	18.6	17,643	17.9
		Total	172	100.0	18,535	100.0	98,684	100.0
19l. Use an electronic tool (e-mail, text messaging, Facebook, MySpace, class Web site, etc.) to communicate with an instructor about coursework [ENGAGLRN]	MAILFAC	Never	23	13.4	5,441	29.5	30,716	31.3
		Once	43	25.2	4,927	26.7	27,563	28.1
		Two or three times	68	40.0	5,292	28.7	26,354	26.9
		Four or more times	36	21.3	2,766	15.0	13,494	13.8
		Total	171	100.0	18,426	100.0	98,127	100.0
19m. Discuss an assignment or grade with an instructor [ENGAGLRN]	FACASSN	Never	56	32.4	5,937	32.1	33,932	34.4
		Once	48	28.0	6,334	34.2	33,756	34.2
		Two or three times	54	31.5	4,787	25.9	23,868	24.2
		Four or more times	14	8.0	1,459	7.9	7,008	7.1
		Total	172	100.0	18,516	100.0	98,563	100.0
19n. Ask for help from an instructor regarding questions or problems related to a class [ENGAGLRN]	CLASSREL	Never	36	21.2	4,220	22.9	23,310	23.7
		Once	54	31.4	5,655	30.6	31,164	31.7
		Two or three times	64	37.5	6,153	33.3	32,017	32.5
		Four or more times	17	9.9	2,424	13.1	11,873	12.1
		Total	172	100.0	18,452	100.0	98,365	100.0
19o. Receive prompt written or oral feedback from instructors on your performance [ENGAGLRN]	FEEDBACK	Never	38	22.2	4,249	23.0	24,943	25.4
		Once	56	32.7	5,146	27.9	28,316	28.8
		Two or three times	55	32.1	6,350	34.4	31,899	32.4
		Four or more times	22	13.1	2,708	14.7	13,160	13.4
		Total	172	100.0	18,453	100.0	98,318	100.0
19q. Discuss ideas from your readings or classes with instructors outside of class [ENGAGLRN]	FACIDOC	Never	111	64.8	11,418	61.7	63,011	64.0
		Once	26	14.9	3,759	20.3	19,175	19.5
		Two or three times	27	15.8	2,372	12.8	11,479	11.7
		Four or more times	8	4.6	965	5.2	4,803	4.9
		Total	172	100.0	18,513	100.0	98,468	100.0
Item 20.2: Think about your experiences from the time of your decision to attend this college through the end of the first three weeks of your first semester/quarter. How often did you use the following services?								
20.2d. Face-to-face tutoring [ENGAGLRN]	FFTUSE	Never	137	82.1	14,662	82.8	77,347	81.9
		Once	19	11.5	1,497	8.5	9,009	9.5
		Two or three times	4	2.2	910	5.1	4,897	5.2
		Four or more times	7	4.2	642	3.6	3,142	3.3
		Total	167	100.0	17,711	100.0	94,394	100.0

* The comparison group and cohort columns on this page EXCLUDE your college.

Survey of Entering Student Engagement - Panola College (2018 Administration)
2018 Benchmark Frequency Distributions - Main Survey

Comparison Group: Small Colleges in the 2018 Cohort*

Entering Students Only

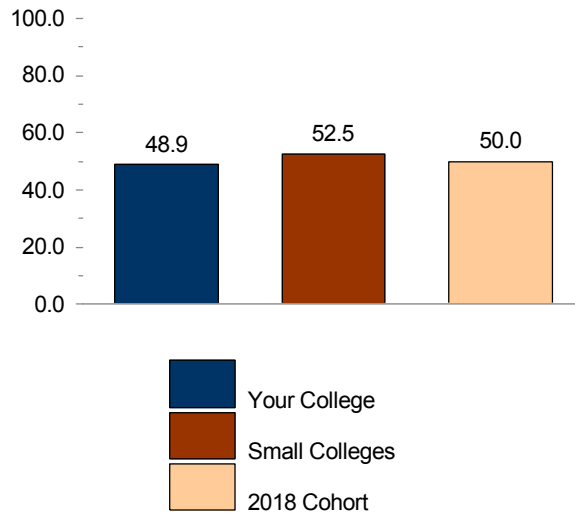
[Weighted]

Engaged Learning (ENGAGLRN)

			Your College		Small Colleges		2018 Cohort	
Item	Variable	Responses	Count	Percent	Count	Percent	Count	Percent
Item 20.2: Think about your experiences from the time of your decision to attend this college through the end of the first three weeks of your first semester/quarter. How often did you use the following services?								
20.2f. Writing, math, or other skill lab [ENGAGLRN]	SKLABUSE	Never	110	66.2	12,048	68.6	64,240	68.5
		Once	9	5.5	1,866	10.6	11,811	12.6
		Two or three times	24	14.7	1,681	9.6	8,779	9.4
		Four or more times	23	13.7	1,956	11.1	8,884	9.5
		Total	166	100.0	17,551	100.0	93,714	100.0
20.2h. Computer lab [ENGAGLRN]	COMLBUSE	Never	50	30.7	8,681	49.1	48,773	51.8
		Once	33	20.0	2,831	16.0	16,607	17.6
		Two or three times	35	21.4	2,882	16.3	14,645	15.5
		Four or more times	46	27.9	3,301	18.7	14,220	15.1
		Total	165	100.0	17,695	100.0	94,245	100.0

* The comparison group and cohort columns on this page EXCLUDE your college.

Survey of Entering Student Engagement
Panola College (2018 Administration)
2018 Benchmark Bar Chart - Main Survey
Comparison Group: Small Colleges in the 2018 Cohort*
Entering Students Only
[Weighted]
Academic and Social Support (ACSOCSUP)



* The comparison group and cohort bars on this page INCLUDE your college.

Survey of Entering Student Engagement - Panola College (2018 Administration)

2018 Benchmark Means Report - Main Survey

Comparison Group: Small Colleges in the 2018 Cohort*

Entering Students Only

[Weighted]

Academic and Social Support (ACSOCSUP)

		Your College	Small Colleges		2018 Cohort	
Item	Variable	Mean	Mean	Effect Size**	Mean	Effect Size**
Item 18: Think about your experiences from the time of your decision to attend this college through the end of the first three weeks of your first semester/quarter.						
1 = Strongly disagree, 2 = Disagree, 3 = Neutral, 4 = Agree, 5 = Strongly agree						
18l. All instructors clearly explained academic and student support services available at this college [ACSOCSUP]	RESOURCE	3.64	3.98	-0.38**	3.92	-0.30**
18m. All instructors clearly explained course grading policies [ACSOCSUP]	GRADEPOL	4.31	4.28		4.26	
18n. All instructors clearly explained course syllabi (syllabuses) [ACSOCSUP]	SYLLABI	4.37	4.38		4.36	
18o. I knew how to get in touch with my instructors outside of class [ACSOCSUP]	FACMEET	4.30	4.32		4.29	
18q. At least one other student whom I didn't previously know learned my name [ACSOCSUP]	OSTUDNAM	4.11	4.13		4.08	
18r. At least one instructor learned my name [ACSOCSUP]	FACNAM	4.31	4.32		4.22	
18s. I learned the name of at least one other student in most of my classes [ACSOCSUP]	STUNAM	4.12	4.28		4.21	

* The comparison group and cohort columns on this page EXCLUDE your college.

** T-test: 2-tailed

If a row contains less than 50 respondents, interpret the comparison results cautiously.

Survey of Entering Student Engagement - Panola College (2018 Administration)
2018 Benchmark Frequency Distributions - Main Survey

Comparison Group: Small Colleges in the 2018 Cohort*

Entering Students Only

[Weighted]

Academic and Social Support (ACSOCSUP)

Item	Variable	Responses	Your College		Small Colleges		2018 Cohort	
			Count	Percent	Count	Percent	Count	Percent
Item 18: Think about your experiences from the time of your decision to attend this college through the end of the first three weeks of your first semester/quarter.								
18l. All instructors clearly explained academic and student support services available at this college [ACSOCSUP]	RESOURCE	Strongly disagree	4	2.0	227	1.2	1,664	1.7
		Disagree	17	9.7	1,101	6.0	6,672	6.8
		Neutral	54	31.6	3,286	17.9	18,704	19.1
		Agree	61	35.4	7,900	43.1	41,886	42.9
		Strongly agree	36	21.2	5,834	31.8	28,759	29.4
		Total	172	100.0	18,347	100.0	97,684	100.0
18m. All instructors clearly explained course grading policies [ACSOCSUP]	GRADEPOL	Strongly disagree	0	N/A	88	0.5	561	0.6
		Disagree	4	2.0	430	2.3	2,189	2.2
		Neutral	8	4.6	1,739	9.5	9,361	9.6
		Agree	92	53.9	8,156	44.4	44,340	45.3
		Strongly agree	67	39.5	7,952	43.3	41,327	42.3
		Total	171	100.0	18,365	100.0	97,778	100.0
18n. All instructors clearly explained course syllabi (syllabuses) [ACSOCSUP]	SYLLABI	Strongly disagree	0	N/A	74	0.4	440	0.5
		Disagree	2	1.1	306	1.7	1,643	1.7
		Neutral	4	2.2	1,301	7.1	7,275	7.5
		Agree	95	55.6	7,643	41.7	41,305	42.3
		Strongly agree	70	41.1	9,018	49.2	46,935	48.1
		Total	171	100.0	18,343	100.0	97,597	100.0
18o. I knew how to get in touch with my instructors outside of class [ACSOCSUP]	FACMEET	Strongly disagree	1	0.4	92	0.5	647	0.7
		Disagree	4	2.4	380	2.1	2,113	2.2
		Neutral	10	5.9	1,552	8.5	9,032	9.2
		Agree	86	49.9	7,860	42.8	42,433	43.3
		Strongly agree	71	41.4	8,485	46.2	43,682	44.6
		Total	172	100.0	18,370	100.0	97,906	100.0
18q. At least one other student whom I didn't previously know learned my name [ACSOCSUP]	OSTUDNAM	Strongly disagree	1	0.4	461	2.5	2,915	3.0
		Disagree	13	7.3	964	5.2	5,812	5.9
		Neutral	20	11.8	2,175	11.8	11,374	11.6
		Agree	72	42.1	6,925	37.7	38,028	38.8
		Strongly agree	66	38.5	7,856	42.7	39,816	40.7
		Total	171	100.0	18,382	100.0	97,944	100.0
18r. At least one instructor learned my name [ACSOCSUP]	FACNAM	Strongly disagree	2	1.5	190	1.0	1,740	1.8
		Disagree	2	1.5	494	2.7	3,942	4.1
		Neutral	12	7.0	1,438	7.9	9,582	9.8
		Agree	74	44.4	7,223	39.5	38,438	39.5
		Strongly agree	76	45.6	8,925	48.9	43,633	44.8
		Total	167	100.0	18,270	100.0	97,336	100.0

* The comparison group and cohort columns on this page EXCLUDE your college.

Survey of Entering Student Engagement - Panola College (2018 Administration)
2018 Benchmark Frequency Distributions - Main Survey

Comparison Group: Small Colleges in the 2018 Cohort*

Entering Students Only

[Weighted]

Academic and Social Support (ACSOCSUP)

			Your College		Small Colleges		2018 Cohort	
Item	Variable	Responses	Count	Percent	Count	Percent	Count	Percent
Item 18: Think about your experiences from the time of your decision to attend this college through the end of the first three weeks of your first semester/quarter.								
18s. I learned the name of at least one other student in most of my classes [ACSOCSUP]	STUNAM	Strongly disagree	1	0.4	273	1.5	2,005	2.0
		Disagree	11	6.6	686	3.7	4,436	4.5
		Neutral	22	12.9	1,578	8.6	9,084	9.3
		Agree	70	40.7	6,950	37.8	38,240	39.0
		Strongly agree	68	39.4	8,908	48.4	44,187	45.1
		Total	172	100.0	18,395	100.0	97,952	100.0

* The comparison group and cohort columns on this page EXCLUDE your college.